

State: VermontGMCB **Filing Company:** MVP Health Insurance Company
TOI/Sub-TOI: H16G Group Health - Major Medical/H16G.003A Small Group Only - PPO
Product Name: VT SG Grandfathered 3Q/4Q 2016
Project Name/Number: /

Filing at a Glance

Company: MVP Health Insurance Company
 Product Name: VT SG Grandfathered 3Q/4Q 2016
 State: VermontGMCB
 TOI: H16G Group Health - Major Medical
 Sub-TOI: H16G.003A Small Group Only - PPO
 Filing Type: GMCB Rate
 Date Submitted: 02/09/2016
 SERFF Tr Num: MVPH-130435575
 SERFF Status: Closed-Approved
 State Tr Num:
 State Status:
 Co Tr Num:

 Implementation: 07/01/2016
 Date Requested:
 Author(s): Matt Lombardo, Eric Bachner
 Reviewer(s): Thomas Crompton (primary), David Dillon, Judith Henkin, Jacqueline Lee, Marisa Melamed, Noel Hudson

 Disposition Date: 05/09/2016
 Disposition Status: Approved
 Implementation Date: 07/01/2016

 State Filing Description:

State: VermontGMCB **Filing Company:** MVP Health Insurance Company
TOI/Sub-TOI: H16G Group Health - Major Medical/H16G.003A Small Group Only - PPO
Product Name: VT SG Grandfathered 3Q/4Q 2016
Project Name/Number: /

General Information

Project Name:	Status of Filing in Domicile:
Project Number:	Date Approved in Domicile:
Requested Filing Mode: Review & Approval	Domicile Status Comments:
Explanation for Combination/Other:	Market Type: Group
Submission Type: New Submission	Group Market Size: Small
Group Market Type: Employer	Overall Rate Impact: 9.3%
Filing Status Changed: 05/13/2016	
State Status Changed:	Deemer Date:
Created By: Eric Bachner	Submitted By: Eric Bachner
Corresponding Filing Tracking Number:	

PPACA: Not PPACA-Related

PPACA Notes: null

Include Exchange Intentions: No

Filing Description:

The proposed rates enclosed within this filing are available to Small Group Grandfathered Vermont members with contract effective dates beginning between July 1, 2016 - December 31, 2016.

Company and Contact

Filing Contact Information

Matt Lombardo,	mlombardo@mvphealthcare.com
625 State Street	518-388-2483 [Phone]
Schenectady, NY 12305	

Filing Company Information

MVP Health Insurance Company	CoCode: 11125	State of Domicile: New York
625 State Street	Group Code: 1198	Company Type: Health
Schenectady, NY 12305	Group Name:	Insurance
(518) 388-2469 ext. [Phone]	FEIN Number: 14-1827918	State ID Number:

Filing Fees

Fee Required?	Yes
Fee Amount:	\$150.00
Retaliatory?	No
Fee Explanation:	

SERFF Tracking #:

MVPH-130435575

State Tracking #:

Company Tracking #:

State: VermontGMCB
TOI/Sub-TOI: H16G Group Health - Major Medical/H16G.003A Small Group Only - PPO
Product Name: VT SG Grandfathered 3Q/4Q 2016
Filing Company: MVP Health Insurance Company
Project Name/Number: /

Correspondence Summary

Dispositions

Status	Created By	Created On	Date Submitted
Approved	Thomas Crompton	05/13/2016	05/13/2016
Approved	Thomas Crompton	05/12/2016	05/12/2016
Approved	Thomas Crompton	05/12/2016	05/12/2016

Objection Letters and Response Letters

Objection Letters

Status	Created By	Created On	Date Submitted
Pending Response	Jacqueline Lee	03/09/2016	03/09/2016
Pending Response	Jacqueline Lee	02/22/2016	02/22/2016

Response Letters

Responded By	Created On	Date Submitted
Eric Bachner	03/15/2016	03/15/2016
Eric Bachner	03/02/2016	03/02/2016

Amendments

Schedule	Schedule Item Name	Created By	Created On	Date Submitted
Supporting Document	Actuarial Memorandum	Eric Bachner	05/11/2016	05/13/2016

Filing Notes

Subject	Note Type	Created By	Created On	Date Submitted
Order GMCB-002-16rr	Reviewer Note	Thomas Crompton	05/12/2016	
Original RRS and RRD	Reviewer Note	Thomas Crompton	05/12/2016	

SERFF Tracking #:

MVPH-130435575

State Tracking #:

Company Tracking #:

State: VermontGMCB

Filing Company:

MVP Health Insurance Company

TOI/Sub-TOI: H16G Group Health - Major Medical/H16G.003A Small Group Only - PPO

Product Name: VT SG Grandfathered 3Q/4Q 2016

Project Name/Number: /

Disposition

Disposition Date: 05/09/2016

Implementation Date: 07/01/2016

Status: Approved

HHS Status: HHS Approved

State Review: Reviewed by Actuary

Comment: Approved as updated regarding the GMCB-002-16rr order.

Company Name:	Company Rate Change:	Overall % Indicated Change:	Overall % Rate Impact:	Written Premium Change for this Program:	Number of Policy Holders Affected for this Program:	Written Premium for this Program:	Maximum % Change (where req'd):	Minimum % Change (where req'd):
MVP Health Insurance Company	Increase	8.000%	8.000%	\$704,838	255	\$8,762,031	12.800%	8.000%

Percent Change Approved:

Minimum:	8.000%
Maximum:	12.800%
Weighted Average:	8.000%

Schedule	Schedule Item	Schedule Item Status	Public Access
Supporting Document (revised)	Actuarial Memorandum		No
Supporting Document	Actuarial Memorandum		No
Supporting Document	Actuarial Memorandum and Certifications		No
Supporting Document	Civil Union Rating Requirements		No
Supporting Document	Consumer Disclosure Form		No
Supporting Document	Filing Compliance Certification		No
Supporting Document	Third Party Filing Authorization		No
Supporting Document	Unified Rate Review Template		No
Supporting Document	Response to Objection Letter #1		No
Supporting Document	Response to Objection Letter #2		No

SERFF Tracking #:

MVPH-130435575

State Tracking #:

Company Tracking #:

State: VermontGMCB

Filing Company:

MVP Health Insurance Company

TOI/Sub-TOI: H16G Group Health - Major Medical/H16G.003A Small Group Only - PPO

Product Name: VT SG Grandfathered 3Q/4Q 2016

Project Name/Number: /

Disposition

Disposition Date: 05/09/2016

Implementation Date: 07/01/2016

Status: Approved

HHS Status: HHS Approved

State Review: Reviewed by Actuary

Comment:

Company Name:	Company Rate Change:	Overall % Indicated Change:	Overall % Rate Impact:	Written Premium Change for this Program:	Number of Policy Holders Affected for this Program:	Written Premium for this Program:	Maximum % Change (where req'd):	Minimum % Change (where req'd):
MVP Health Insurance Company	Increase	8.000%	8.000%	\$704,838	255	\$8,762,031	12.800%	8.000%

Percent Change Approved:

Minimum: 8.000%

Maximum: 12.800%

Weighted Average: 8.000%

Schedule	Schedule Item	Schedule Item Status	Public Access
Supporting Document (revised)	Actuarial Memorandum		No
Supporting Document	Actuarial Memorandum		No
Supporting Document	Actuarial Memorandum and Certifications		No
Supporting Document	Civil Union Rating Requirements		No
Supporting Document	Consumer Disclosure Form		No
Supporting Document	Filing Compliance Certification		No
Supporting Document	Third Party Filing Authorization		No
Supporting Document	Unified Rate Review Template		No
Supporting Document	Response to Objection Letter #1		No
Supporting Document	Response to Objection Letter #2		No

SERFF Tracking #:

MVPH-130435575

State Tracking #:

Company Tracking #:

State: VermontGMCB

Filing Company:

MVP Health Insurance Company

TOI/Sub-TOI: H16G Group Health - Major Medical/H16G.003A Small Group Only - PPO

Product Name: VT SG Grandfathered 3Q/4Q 2016

Project Name/Number: /

Disposition

Disposition Date: 05/09/2016

Implementation Date: 05/09/2016

Status: Approved

HHS Status: HHS Approved

State Review: Reviewed by Actuary

Comment:

Company Name:	Company Rate Change:	Overall % Indicated Change:	Overall % Rate Impact:	Written Premium Change for this Program:	Number of Policy Holders Affected for this Program:	Written Premium for this Program:	Maximum % Change (where req'd):	Minimum % Change (where req'd):
MVP Health Insurance Company	Increase	8.000%	8.000%	\$704,838	255	\$8,762,031	12.800%	8.000%

Percent Change Approved:

Minimum: 8.000%

Maximum: 12.800%

Weighted Average: 8.000%

Schedule	Schedule Item	Schedule Item Status	Public Access
Supporting Document (revised)	Actuarial Memorandum		No
Supporting Document	Actuarial Memorandum		No
Supporting Document	Actuarial Memorandum and Certifications		No
Supporting Document	Civil Union Rating Requirements		No
Supporting Document	Consumer Disclosure Form		No
Supporting Document	Filing Compliance Certification		No
Supporting Document	Third Party Filing Authorization		No
Supporting Document	Unified Rate Review Template		No
Supporting Document	Response to Objection Letter #1		No
Supporting Document	Response to Objection Letter #2		No

State: VermontGMCB **Filing Company:** MVP Health Insurance Company
TOI/Sub-TOI: H16G Group Health - Major Medical/H16G.003A Small Group Only - PPO
Product Name: VT SG Grandfathered 3Q/4Q 2016
Project Name/Number: /

Objection Letter

Objection Letter Status	Pending Response
Objection Letter Date	03/09/2016
Submitted Date	03/09/2016
Respond By Date	03/16/2016

Dear Matt Lombardo,

Introduction:

Please see the attached letter.

Conclusion:

*Sincerely,
Jacqueline Lee*

Dallas

Cabe W. Chadick, F.S.A.
 S. Scott Gibson, F.S.A.
 Glenn A. Tobleman, F.S.A., F.C.A.S.
 Michael A. Mayberry, F.S.A.
 David M. Dillon, F.S.A.
 Gregory S. Wilson, F.C.A.S.
 Steven D. Bryson, F.S.A.
 Brian D. Rankin, F.S.A.
 Bonnie S. Albritton, F.S.A.
 Jacqueline B. Lee, F.S.A.
 Wesley R. Campbell, F.C.A.S., F.S.A.
 Xiaoxiao (Lisa) Jiang, F.S.A.
 Brian C. Stentz, A.S.A.
 Jennifer M. Allen, A.S.A.
 Josh A. Hammerquist, A.S.A.
 Johnathan L. O'Dell, A.S.A.
 Clint Prater, A.S.A.
 Larry Choi, A.S.A.
 Kevin Ruggeberg, A.S.A.
 Holly Blanchard, FLMI, MCM, AIE, AIRC

**Kansas City**

Gary L. Rose, F.S.A.
 Terry M. Long, F.S.A.
 Leon L. Langlitz, F.S.A.
 D. Patrick Glenn, A.S.A., A.C.A.S.
 Christopher J. Merkel, F.S.A.
 Christopher H. Davis, F.S.A.
 Karen E. Elsom, F.S.A.
 Jill J. Humes, F.S.A.
 Kimberly S. Shores, F.S.A.
 Michael A. Brown, F.S.A.
 Naomi J. Kloeppersmith, F.S.A.
 Stephanie T. Crownhart, F.S.A.
 Mark W. Birdsall, F.S.A.

London/Kansas City

Timothy A. DeMars, F.S.A., F.I.A.
 Scott E. Morrow, F.S.A., F.I.A.

Denver

Mark P. Stukowski, F.S.A.
 William J. Gorski, F.S.A.

Indianapolis

Kathryn R. Koch, A.C.A.S.

Baltimore

David A. Palmer, C.F.E.

March 9, 2016

Matt Lombardo
 MVP Health Insurance Company
 625 State Street
 Schenectady, NY 12305

Re: MVP Health Insurance Company
 3Q/4Q 2016 Small Group HIC Grandfathered rate filing
 SERFF Tracking #: MVPH-130435575
 2nd Objection

Dear Mr. Lombardo:

Thank you for your responses. The following additional information is required for this filing.

1. Regarding prescription drug trends:
 - a. In prior filings, MVP has indicated that the PBM provides not simply “Best Estimates” of drug trends, but also “High Estimates” and “Low Estimates.” Do the proposed trends in this filing represent the low, best, or high trends from the PBM?
 - b. In reference to the 3Q/4Q 2015 Large Group filing, (SERFF # MVPH-129877690), MVP stated that once adequate data had been accumulated, its new PBM would be providing trend forecasts that reflect MVP’s utilization characteristics (rather than nationwide averages.) The PBM should now have just over a year of data. Why is this data not being used in developing trend forecasts?
 - c. Provide an exhibit comparing the current PBM’s past trend projections to actual observed trends for at least three years.

Please be aware that we expect to have further questions regarding the filing as the review continues.

To ensure that the review of your filing has been completed before statutory deadlines, we expect you to respond as expeditiously as possible, but no later than March 16, 2016.

We trust that you understand these forms may not be used in Vermont until they are formally approved by the GMCB.

Sincerely,

A handwritten signature in black ink that reads "Jacqueline B. Lee". The signature is written in a cursive, flowing style.

Jacqueline Lee F.S.A., M.A.A.A.

Consulting Actuary

Lewis & Ellis, Inc.

JLee@lewisellis.com

(972) 850-0850

State: VermontGMCB **Filing Company:** MVP Health Insurance Company
TOI/Sub-TOI: H16G Group Health - Major Medical/H16G.003A Small Group Only - PPO
Product Name: VT SG Grandfathered 3Q/4Q 2016
Project Name/Number: /

Objection Letter

Objection Letter Status	Pending Response
Objection Letter Date	02/22/2016
Submitted Date	02/22/2016
Respond By Date	03/04/2016

Dear Matt Lombardo,

Introduction:

Please see the attached letter.

Conclusion:

Sincerely,
Jacqueline Lee

Dallas

Cabe W. Chadick, F.S.A.
 S. Scott Gibson, F.S.A.
 Glenn A. Tobleman, F.S.A., F.C.A.S.
 Michael A. Mayberry, F.S.A.
 David M. Dillon, F.S.A.
 Gregory S. Wilson, F.C.A.S.
 Steven D. Bryson, F.S.A.
 Brian D. Rankin, F.S.A.
 Bonnie S. Albritton, F.S.A.
 Jacqueline B. Lee, F.S.A.
 Wesley R. Campbell, F.C.A.S., F.S.A.
 Xiaoxiao (Lisa) Jiang, F.S.A.
 Brian C. Stentz, A.S.A.
 Jennifer M. Allen, A.S.A.
 Josh A. Hammerquist, A.S.A.
 Johnathan L. O'Dell, A.S.A.
 Clint Prater, A.S.A.
 Larry Choi, A.S.A.

**Kansas City**

Gary L. Rose, F.S.A.
 Terry M. Long, F.S.A.
 Leon L. Langlitz, F.S.A.
 D. Patrick Glenn, A.S.A., A.C.A.S.
 Christopher J. Merkel, F.S.A.
 Christopher H. Davis, F.S.A.
 Karen E. Elsom, F.S.A.
 Jill J. Humes, F.S.A.
 Kimberly S. Shores, F.S.A.
 Michael A. Brown, F.S.A.
 Naomi J. Kloeppersmith, F.S.A.
 Stephanie T. Crownhart, F.S.A.
 Mark W. Birdsall, F.S.A.

London/Kansas City

Timothy A. DeMars, F.S.A., F.I.A.
 Scott E. Morrow, F.S.A., F.I.A.

Denver

Mark P. Stukowski, F.S.A.
 William J. Gorski, F.S.A.

Indianapolis

Kathryn R. Koch, A.C.A.S.

Baltimore

David A. Palmer, C.F.E.

February 22, 2016

Matt Lombardo
 MVP Health Insurance Company
 625 State Street
 Schenectady, NY 12305

Re: MVP Health Insurance Company
 3Q/4Q 2016 Small Group HIC Grandfathered rate filing
 SERFF Tracking #: MVPH-130435575
 1st Objection

Dear Mr. Lombardo:

We have been retained by the Green Mountain Care Board (“GMCB”) to review the above referenced group product filing submitted on 2/9/2016. The following additional information is required for this filing. We request that your response retain the original question.

1. The experience periods used in the previous 3Q/4Q filing for this block was the twelve-month period beginning in September 2013. In this filing, the experience period is the twelve-month period beginning with November, resulting in only two months of run-out. Explain why the methodology has changed for this filing.
2. Provide quantitative support for the assumed IBNR adjustment of approximately 2%.
3. The development of the medical trend factors does not appear to be internally consistent. Given that hospital costs are projected to increase significantly relative to physician costs in 2015 and 2016, why is the assumed distribution of claims between these categories the same for all years?
4. It appears that MVP has assumed 2017 medical trend will be the same as 2016 medical trend. Justify this assumption. Are there no 2017 provider contracts negotiated at this time?

5. Do the Rx trends (e.g. 13.5% for Brand 2017 cost trend) provided by the PBM reflect MVP's Rx experience, or are they based on nationwide average projections?
6. Plan benefits are a significant driver of cost. How were changes in distribution by plan, including the retirement of plan VEHD-03S, considered in the rate development? We would anticipate that removing a plan would have an impact on PMPM costs.
7. The rate increase figure of 9.6% for 3Q16 is based on comparing to a value of \$410.94 labeled 'Projected Revenue Collected at Q2 2016 Rate Level.' How was this value calculated?
 - a. Is this value on a PMPM basis, or a contract basis?
 - b. Does this calculation assume the experience enrollment distribution (by tier, plan, etc.) or the current snapshot?
8. The proposed rate increase of 9.6% appears not to include the entire rate increase, due to the 4.5% additional increase on plan VPHD-03. Provide the total average rate increase.
9. As noted in the actuarial memorandum, Bill H559 has been in effect since before the experience period for this filing. Why are experience period claims being adjusted for the "Impact of Bill H559"?

Please be aware that we expect to have further questions regarding the filing as the review continues.

To ensure that the review of your filing has been completed before statutory deadlines, we expect you to respond as expeditiously as possible, but no later than March 4, 2016.

We trust that you understand these forms may not be used in Vermont until they are formally approved by the GMCB.

Sincerely,



Jacqueline Lee F.S.A., M.A.A.A.
Consulting Actuary
Lewis & Ellis, Inc.
JLee@lewisellis.com
(972) 850-0850

SERFF Tracking #:

MVPH-130435575

State Tracking #:

Company Tracking #:

State: VermontGMCB

Filing Company:

MVP Health Insurance Company

TOI/Sub-TOI: H16G Group Health - Major Medical/H16G.003A Small Group Only - PPO

Product Name: VT SG Grandfathered 3Q/4Q 2016

Project Name/Number: /

Response Letter

Response Letter Status Submitted to State
Response Letter Date 03/15/2016
Submitted Date 03/15/2016

Dear Thomas Crompton,

Introduction:

Response 1

Comments:

Please see the attached document for MVP's response to Objection #2.

Changed Items:

Supporting Document Schedule Item Changes

Satisfied - Item:	Response to Objection Letter #2
Comments:	
Attachment(s):	Response to 3Q 2016 SG HIC VT Objection #2.pdf

No Form Schedule items changed.

No Rate/Rule Schedule items changed.

Conclusion:

Sincerely,

Eric Bachner

SERFF Tracking #:

MVPH-130435575

State Tracking #:

Company Tracking #:

State: VermontGMCB Filing Company: MVP Health Insurance Company
 TOI/Sub-TOI: H16G Group Health - Major Medical/H16G.003A Small Group Only - PPO
 Product Name: VT SG Grandfathered 3Q/4Q 2016
 Project Name/Number: /

Response Letter

Response Letter Status Submitted to State
 Response Letter Date 03/02/2016
 Submitted Date 03/02/2016

Dear Thomas Crompton,

Introduction:

Response 1

Comments:

Please see the attached documents for MVP's response to Objection #1.

Changed Items:

Supporting Document Schedule Item Changes	
Satisfied - Item:	Response to Objection Letter #1
Comments:	
Attachment(s):	Response to 3Q 2016 SG HIC VT Objection #1.pdf Support for SG HIC Objection #1.pdf Support for SG HIC Objection #1.xlsx

No Form Schedule items changed.

No Rate/Rule Schedule items changed.

Conclusion:

Sincerely,
Eric Bachner

SERFF Tracking #:

MVPH-130435575

State Tracking #:

Company Tracking #:

State: VermontGMCB **Filing Company:** MVP Health Insurance Company
TOI/Sub-TOI: H16G Group Health - Major Medical/H16G.003A Small Group Only - PPO
Product Name: VT SG Grandfathered 3Q/4Q 2016
Project Name/Number: /

Amendment Letter

Submitted Date: 05/13/2016

Comments:

Includes updated version of rate filing.

Changed Items:

No Form Schedule Items Changed.

No Rate Schedule Items Changed.

Supporting Document Schedule Item Changes	
Satisfied - Item:	Actuarial Memorandum
Comments:	
Attachment(s):	Impact of Membership Growth_Decline on Experience Pd Claims.pdf Rolling 12 Medical and Rx Data - SG HDHP.xlsx Rolling 12 Medical and Rx Data - SG HDHP.pdf Impact of Membership Growth_Decline on Experience Pd Claims.xlsx 3Q 2016 ACT MEMO HIC Small Group.pdf VT SG HIC GF Q3 & Q4 2016 Rate Filing GMCB Decision SERFF.xlsx VT SG HIC GF Q3 & Q4 2016 Rate Filing GMCB Decision SERFF.pdf
<i>Previous Version</i>	
Satisfied - Item:	<i>Actuarial Memorandum</i>
Comments:	
Attachment(s):	<i>Impact of Membership Growth_Decline on Experience Pd Claims.pdf</i> <i>VT SG HIC GF Q3 & Q4 2016 Rate Filing- SERFF.pdf</i> <i>Rolling 12 Medical and Rx Data - SG HDHP.xlsx</i> <i>Rolling 12 Medical and Rx Data - SG HDHP.pdf</i> <i>Impact of Membership Growth_Decline on Experience Pd Claims.xlsx</i> <i>3Q 2016 ACT MEMO HIC Small Group.pdf</i> <i>VT SG HIC GF Q3 & Q4 2016 Rate Filing- SERFF.xlsx</i>

State: VermontGMCB **Filing Company:** MVP Health Insurance Company
TOI/Sub-TOI: H16G Group Health - Major Medical/H16G.003A Small Group Only - PPO
Product Name: VT SG Grandfathered 3Q/4Q 2016
Project Name/Number: /

Reviewer Note

Created By:

Thomas Crompton on 05/12/2016 07:29 AM

Subject:

Order GMCB-002-16rr

Comments:

Oerder

STATE OF VERMONT
GREEN MOUNTAIN CARE BOARD

In re: MVP Health Insurance Company) GMCB-002-16rr
Third Quarter 2016 and Fourth Quarter)
2016 Grandfathered Small Group) SERFF No.: MVPH- 130435575
EPO/PPO Rate Filing)
)

DECISION & ORDER

Introduction

Vermont law requires that health insurers submit major medical rate filings to the Green Mountain Care Board which shall approve, modify, or disapprove the filing within 90 calendar days of its receipt. 8 V.S.A. § 4062(a)(2)(B). On review, the Board must determine whether the proposed rate is affordable, promotes quality care, promotes access to health care, protects insurer solvency, and is not unjust, unfair, inequitable, misleading or contrary to Vermont law. 8 V.S.A. § 4062(a)(3).

Procedural History

On February 9, 2016, MVP Health Insurance Company (MVPHIC) submitted its Third Quarter 2016 (3Q16) and Fourth Quarter 2016 (4Q16) Grandfathered¹ Small Group EPO/PPO Rate Filing to the Board via the System for Electronic Rate and Form Filing (SERFF).² The Office of the Health Care Advocate (HCA), representing the interests of Vermont consumers of health insurance, entered an appearance as a party to this filing.

On April 1, 2016, the Board posted to the web the Department of Financial Regulation's (Department) analysis regarding the filing's impact on the insurer's solvency. On April 8, 2016, the Board posted to the web an actuarial memorandum provided by its contract actuaries, Lewis & Ellis (L&E). The Board received no public comment on the filing. The parties have waived a hearing pursuant to GMCB Rule 2.309(a)(1) and have filed memoranda in lieu of hearing.

¹ To qualify as a grandfathered plan, a health plan must have been in effect on or before March 23, 2010, and have not been materially changed to reduce benefits or employer contributions since that time. Grandfathered plans are exempt from many changes required under the Affordable Care Act. 45 CFR 147.140.

² The contents of the SERFF filing and all other documents referenced in this Decision & Order are available at http://ratereview.vermont.gov/rate_review/MVPH-130435575.

Findings of Fact

1. MVPHIC is a for-profit New York health insurer that provides EPO and PPO products to individuals and employers in the small and large group markets in New York and Vermont. MVPHIC is owned by MVP Health Care, Inc. (MVP), a New York corporation that transacts health insurance business in New York and Vermont through a variety of for-profit and non-profit subsidiaries.

2. The present filing reflects the proposed 3Q16 and 4Q16 rates for MVPHIC's grandfathered small group EPO/PPO block of business. There are 255 Vermont policyholders with 1,950 covered lives. This is a closed block of business, with declining membership.

3. MVPHIC proposes a 9.3% average annual rate increase for members renewing in 3Q16 and a 7.9% average annual increase for those renewing in 4Q16.

4. MVPHIC used a paid pharmacy trend factor in its rate development that was supplied by its newly-contracted pharmacy benefit manager (PBM) and which does not take into consideration MVPHIC's Vermont book of business. MVPHIC anticipates that it will use Vermont-specific data starting with its 2017 Vermont Health Connect (Exchange) filing.

5. MVPHIC has modified its rating methodology to use current snapshots of enrollment distribution by age and tier to adjust for changes in enrolled population that have occurred since the end of the experience period. These changes update the experience data to more accurately reflect slight increases in the average age of the block and the proportion of single enrollees.

6. MVPHIC assumes a general administrative expense load of 8.0%, and proposes a 2.0% contribution to reserve.³

7. MVPHIC anticipates that the proposed rates would generate a traditional loss ratio of 86.5%. The anticipated loss ratio using the federal formula is 90.2%.⁴

8. Pursuant to 8 V.S.A. § 4062(a)(2)(B), the Department assessed the impact of the proposed filing on the carrier's solvency. Noting that it is not MVPHIC's primary regulator, that New York State regulators have expressed no concerns about the company's solvency, and that

³ In various documents submitted with this filing, MVPHIC, L&E, and the HCA all refer interchangeably to "contribution to surplus" and "contribution to reserve." For the purpose of this Decision & Order, the latter term is used for consistency and because the funds at issue are not extra, or "surplus" funds, but are funds reserved solely to cover anticipated future claims.

⁴ As opposed to calculation of the traditional loss ratio, calculation of the federal minimum loss ratio under the ACA allows insurers to adjust for quality improvement activities and expenditures on taxes, licensing and regulatory fees.

all of MVP's health operations in Vermont account for approximately 3.7% of its total premiums earned, the Department determined that the carrier's Vermont operations pose little threat to the company's solvency. *See* Solvency Analysis at 2.

9. On review, L&E recommends two modifications to the filing. These recommendations are anticipated to offset each other in their effects on the total rate increase. First, L&E recommends modifying the allowed trend assumption to incorporate the year-over-year change in cost distribution among category-specific cost trends, adding an approximately 0.1% increase to the 3Q16 rates. *See* L&E Analysis at 5.

10. Second, L&E recommends that the pharmacy trend be modified to reflect the one-time cost savings associated with switching to a new pharmacy benefit manager in 2015, reducing all proposed rates by approximately 0.1%. *Id.* at 6.

11. L&E makes no specific recommendation concerning the proposed 2.0% contribution to reserve, noting that the Board has reduced the contribution in the past two filings from 2.0% to 1.0%. L&E recommends that the Board consider the Department's solvency analysis when making changes to the assumption. *Id.*

12. MVPHIC accepts L&E's proposed modifications and requests that the Board incorporate them into its approval with no further changes. *See* MVPHIC's Memorandum in Lieu of Hearing.

13. The HCA requests that the Board reduce the contribution to reserve to no greater than 1.0%. *See* HCA Memorandum in Lieu of Hearing.

Standard of Review

1. The Board reviews rate filings to ensure that a proposed rate is "affordable, promotes quality care, promotes access to health care, protects insurer solvency, and is not unjust unfair inequitable, misleading, or contrary to the laws of this State." 8 V.S.A. § 4062(a)(2)(B); GMCB Rule 2.000, § 2.301(b). In addition, the Board takes into consideration changes in health care delivery, changes in payment methods and amounts, and other issues at its discretion. 18 V.S.A. § 9375(b)(6); GMCB Rule 2.000 at § 2.401.

2. In arriving at its decision, the Board will consider the Department's analysis and opinion of the impact of the proposed rate on the insurer's solvency and reserves. 8 V.S.A. § 4062(a)(3).

3. The insurer proposing a rate change has the burden to justify the requested rate. GVCB Rule 2.000, § 2.104(c).

Conclusions of Law

1. As noted in prior decisions, MVPHIC relies on a pharmacy trend factor supplied by its new PBM that reflects nationwide, rather than Vermont-specific, experience. Although our actuary opines that the carrier's proposed pharmacy trend does not lead to unreasonable rates, based on the carrier's representations, we expect that it will soon be able to utilize credible Vermont-specific data in its trend calculation.

2. We agree with and adopt our actuary's recommendation to modify the allowed medical trend assumption to incorporate the year-over-year change in cost distribution among category-specific cost trends, resulting in an approximately 0.1% increase to MVPHIC's proposed 3Q16 rates.

3. In addition, we agree with and adopt our actuary's recommendation to modify the pharmacy trend to reflect the one-time cost savings associated with switching to a new pharmacy benefit manager in 2015, resulting in an approximately 0.1% decrease to all proposed rates.

4. Last, we conclude that the carrier has not adequately supported its request for a 2.0% contribution to reserve. The Department, whose analysis and opinion must be considered by the Board under 8 V.S.A. § 4062(a)(3), has not expressed any concern specific to this company's solvency, instead noting that its operations in Vermont comprise only a small fraction of its overall business. Reducing the contribution to reserve balances the need to maintain reserve funds while resulting in a more affordable rate for plan members.

5. With the above-stated modifications, we estimate that the proposed rate changes will be reduced from the proposed 9.3% average annual rate increase to approximately 8.3% for members renewing in 3Q16, and from 7.9% to approximately 6.9% for those renewing in 4Q16.

Order

For the reasons discussed above, the Board modifies and then approves MVPHIC's 3Q16 and 4Q16 Grandfathered Small Group EPO/PPO Rate Filing. Specifically, the Board orders that MVPHIC adjust its allowed medical trend to account for a changing distribution of specific costs, adjust its pharmacy trend to reflect savings associated with using its new PBM, and reduce its contribution to surplus from 2.0% to 1.0%.

SO ORDERED.

Dated: May 9, 2016 at Montpelier, Vermont

s/ Alfred Gobeille _____)
_____))
s/ Cornelius Hogan _____) GREEN MOUNTAIN
_____)) CARE BOARD
s/ Jessica Holmes _____) OF VERMONT
_____))
s/ Betty Rambur _____)

** Board Member Allan Ramsay did not participate in deliberations for this filing.*

Filed: May 9, 2016

Attest: s/ Janet Richard
Green Mountain Care Board, Administrative Services Coordinator

NOTICE TO READERS: This decision is subject to revision of technical errors. Readers are requested to notify the Board (by e-mail, telephone, or in writing) of any apparent errors, so that any necessary corrections may be made. (E-mail address: Janet.Richard@vermont.gov). Appeal of this decision to the Supreme Court of Vermont must be filed with the Board within thirty days. Appeal will not stay the effect of this Order, absent further Order by this Board or appropriate action by the Supreme Court of Vermont. Motions for reconsideration or stay, if any, must be filed with the Clerk of the Board within ten days of the date of this decision and order.

State: VermontGMCB **Filing Company:** MVP Health Insurance Company
TOI/Sub-TOI: H16G Group Health - Major Medical/H16G.003A Small Group Only - PPO
Product Name: VT SG Grandfathered 3Q/4Q 2016
Project Name/Number: /

Reviewer Note

Created By:

Thomas Crompton on 05/12/2016 07:28 AM

Subject:

Original RRS and RRD

Comments:

Original RRS and RRD as submitted

Original Rate/Rule Schedule tab and Rate Review Detail

Report Rate Filing to HHS?: Yes
[View/Edit Rate Justification](#)

Filing Method:	SERFF
Rate Change Type:	Increase
Overall Percentage of Last Rate Revision:	3.600 %
Effective Date of Last Rate Revision:	07/01/2015
Filing Method of Last Filing:	SERFF


Company Rate Information

Company Name:	Company Rate Change? *	Overall % Indicated Change:	Overall % Rate Impact:	Written Premium Change for this Program:	Number of Policy Holders Affected for this Program:	Written Premium for this Program:	Maximum % Change (where required):	Minimum % Change (where required):
MVP Health Insurance Company	Increase	9.300 %	9.300 %	\$814,040.00	255	\$8,762,031.00	14.100 %	9.300 %

[View Rate Review Detail](#)


Product Name *	HIOS Product ID	HIOS Submission ID	Number of Covered Lives *
Preferred Suite HD EPO	92802VT006	92802VT00600	1950


Company Name: MVP Health Insurance Company

HHS Issuer ID:  * 92802

PRODUCTS:  *

Product Name *	HIOS Product ID	HIOS Submission ID	Number of Covered Lives *
Preferred Suite HD EPO	92802VT006	92802VT00600	1950

Trend Factors: 

FORMS: * 

New Policy Forms:

Affected Forms for Closed Blocks:

Other Affected Forms: VT HDHP COC

REQUESTED RATE CHANGE INFORMATION: 

Change Period: * Annual

Member Months: * 25849

Benefit Change: * Increase

Percent Rate Change Requested: Min: 9.3% Max: 14.1% Weighted Avg.: 9.3%

PRIOR RATE: 

Total Earned Premium: * 8762031

Total Incurred Claims: * 7202389

Annualized PMPM \$: Min: * \$ 351.27 Max: * \$ 496.42 Weighted Avg.: * \$ 417.99

REQUESTED RATE: 

Projected Earned Premium: * 9576071

Projected Incurred Claims: * 7871530

Annualized PMPM \$: Min: * \$ 384.87 Max: * \$ 543.91 Weighted Avg.: * \$ 457.97

State: VermontGMCB Filing Company: MVP Health Insurance Company
 TOI/Sub-TOI: H16G Group Health - Major Medical/H16G.003A Small Group Only - PPO
 Product Name: VT SG Grandfathered 3Q/4Q 2016
 Project Name/Number: /

Post Submission Update Request Processed On 05/12/2016

Status: Allowed
 Created By: Eric Bachner
 Processed By: Thomas Crompton
 Comments: This post submission update to reflect GMCB order GMCB-002-16rr is allowed.

General Information:

Field Name	Requested Change	Prior Value
Implementation Date Requested	07/01/2016	On Approval

Company Rate Information:

Company Name:MVP Health Insurance Company

Field Name	Requested Change	Prior Value
Overall % Indicated Change	8.000%	9.300%
Overall % Rate Impact	8.000%	9.300%
Written Premium Change for this Program	\$704838	\$814040
Maximum %Change (where required)	12.800%	14.100%
Minimum %Change (where required)	8.000%	9.300%
Product:	NEW	
Product Name	Preferred Suite HD EPO	
HIOS Product ID	92802VT006	
HIOS Submission ID	92802VT00600	
Number of Covered Lives	1950	

REQUESTED RATE CHANGE INFORMATION:

Min:	8.000	9.300
Max:	12.800	14.1
Weighted Avg.:	8.000	9.3

REQUESTED RATE:

Projected Earned Premium:	9,466,869.000	9,576,071.000
Projected Incurred Claims:	7,781,767.000	7,871,530.000
Min:	380.490	384.870
Max:	537.720	543.910
Weighted Avg.:	452.750	457.970

SERFF Tracking #:

MVPH-130435575

State Tracking #:

Company Tracking #:

State:

VermontGMCB

Filing Company:

MVP Health Insurance Company

TOI/Sub-TOI:

H16G Group Health - Major Medical/H16G.003A Small Group Only - PPO

Product Name:

VT SG Grandfathered 3Q/4Q 2016

Project Name/Number:

/

Rate Information

Rate data applies to filing.

Filing Method:

SERFF

Rate Change Type:

Increase

Overall Percentage of Last Rate Revision:

3.600%

Effective Date of Last Rate Revision:

07/01/2015

Filing Method of Last Filing:

SERFF

Company Rate Information

Company Name:	Company Rate Change:	Overall % Indicated Change:	Overall % Rate Impact:	Written Premium Change for this Program:	Number of Policy Holders Affected for this Program:	Written Premium for this Program:	Maximum % Change (where req'd):	Minimum % Change (where req'd):
MVP Health Insurance Company	Increase	8.000%	8.000%	\$704,838	255	\$8,762,031	12.800%	8.000%

State: VermontGMCB Filing Company: MVP Health Insurance Company
 TOI/Sub-TOI: H16G Group Health - Major Medical/H16G.003A Small Group Only - PPO
 Product Name: VT SG Grandfathered 3Q/4Q 2016
 Project Name/Number: /

Rate Review Detail

COMPANY:

Company Name: MVP Health Insurance Company
 HHS Issuer Id: 92802

PRODUCTS:

Product Name	HIOS Product ID	HIOS Submission ID	Number of Covered Lives
Preferred Suite HD EPO	92802VT006	92802VT00600	1950

Trend Factors:

FORMS:

New Policy Forms:
 Affected Forms:
 Other Affected Forms: VT HDHP COC

REQUESTED RATE CHANGE INFORMATION:

Change Period: Annual
 Member Months: 25,849
 Benefit Change: Increase
 Percent Change Requested: Min: 8.0 Max: 12.8 Avg: 8.0

PRIOR RATE:

Total Earned Premium: 8,762,031.00
 Total Incurred Claims: 7,202,389.00
 Annual \$: Min: 351.27 Max: 496.42 Avg: 417.99

REQUESTED RATE:

Projected Earned Premium: 9,466,869.00
 Projected Incurred Claims: 7,781,767.00
 Annual \$: Min: 380.49 Max: 537.72 Avg: 452.75

SERFF Tracking #:

MVPH-130435575

State Tracking #:

Company Tracking #:

State: VermontGMCB

Filing Company:

MVP Health Insurance Company

TOI/Sub-TOI: H16G Group Health - Major Medical/H16G.003A Small Group Only - PPO

Product Name: VT SG Grandfathered 3Q/4Q 2016

Project Name/Number: /

Supporting Document Schedules

Satisfied - Item:	Actuarial Memorandum
Comments:	
Attachment(s):	Impact of Membership Growth_Decline on Experience Pd Claims.pdf Rolling 12 Medical and Rx Data - SG HDHP.xlsx Rolling 12 Medical and Rx Data - SG HDHP.pdf Impact of Membership Growth_Decline on Experience Pd Claims.xlsx 3Q 2016 ACT MEMO HIC Small Group.pdf VT SG HIC GF Q3 & Q4 2016 Rate Filing GMCB Decision SERFF.xlsx VT SG HIC GF Q3 & Q4 2016 Rate Filing GMCB Decision SERFF.pdf
Item Status:	
Status Date:	
Bypassed - Item:	Actuarial Memorandum and Certifications
Bypass Reason:	n/a
Attachment(s):	
Item Status:	
Status Date:	
Satisfied - Item:	Civil Union Rating Requirements
Comments:	MVP's certificate of coverage complies with 8 V.S.A. § 4724.
Attachment(s):	
Item Status:	
Status Date:	
Satisfied - Item:	Consumer Disclosure Form
Comments:	
Attachment(s):	Consumer Disclosure Form about Rate Increases - 2016Q3 SG GF.pdf
Item Status:	
Status Date:	
Satisfied - Item:	Filing Compliance Certification
Comments:	
Attachment(s):	Certification of Compliance - VT.pdf
Item Status:	
Status Date:	

SERFF Tracking #:

MVPH-130435575

State Tracking #:**Company Tracking #:****State:**

VermontGMCB

Filing Company:

MVP Health Insurance Company

TOI/Sub-TOI:

H16G Group Health - Major Medical/H16G.003A Small Group Only - PPO

Product Name:

VT SG Grandfathered 3Q/4Q 2016

Project Name/Number:

/

Bypassed - Item:	Third Party Filing Authorization
Bypass Reason:	n/a
Attachment(s):	
Item Status:	
Status Date:	

Bypassed - Item:	Unified Rate Review Template
Bypass Reason:	n/a
Attachment(s):	
Item Status:	
Status Date:	

Satisfied - Item:	Response to Objection Letter #1
Comments:	
Attachment(s):	Response to 3Q 2016 SG HIC VT Objection #1.pdf Support for SG HIC Objection #1.pdf Support for SG HIC Objection #1.xlsx
Item Status:	
Status Date:	

Satisfied - Item:	Response to Objection Letter #2
Comments:	
Attachment(s):	Response to 3Q 2016 SG HIC VT Objection #2.pdf
Item Status:	
Status Date:	

SERFF Tracking #:

MVPH-130435575

State Tracking #:

Company Tracking #:

State:

VermontGMCB

Filing Company:

MVP Health Insurance Company

TOI/Sub-TOI:

H16G Group Health - Major Medical/H16G.003A Small Group Only - PPO

Product Name:

VT SG Grandfathered 3Q/4Q 2016

Project Name/Number:

/

Attachment Rolling 12 Medical and Rx Data - SG HDHP.xlsx is not a PDF document and cannot be reproduced here.

Attachment Impact of Membership Growth_Decline on Experience Pd Claims.xlsx is not a PDF document and cannot be reproduced here.

Attachment VT SG HIC GF Q3 & Q4 2016 Rate Filing GMCB Decision SERFF.xlsx is not a PDF document and cannot be reproduced here.

Attachment Support for SG HIC Objection #1.xlsx is not a PDF document and cannot be reproduced here.

Small Group HDHP - Grandfathered Only

Adjustment Factors by Deductible Level

Deductible Level	Factors											
	1	2	3	4	5	6	7	8	9	10	11	12
\$1,500	0.37	0.72	0.88	0.97	1.03	1.08	1.11	1.14	1.16	1.17	1.18	1.19
\$2,000	0.32	0.67	0.84	0.95	1.03	1.08	1.12	1.15	1.18	1.20	1.22	1.23
\$2,500	0.29	0.63	0.81	0.94	1.02	1.08	1.13	1.17	1.20	1.22	1.25	1.26
\$2,600	0.29	0.63	0.81	0.93	1.02	1.08	1.13	1.17	1.20	1.23	1.25	1.27
\$5,000	0.20	0.53	0.73	0.87	0.98	1.07	1.14	1.21	1.26	1.30	1.34	1.37

Percent of Total Member Months

Deductible Level	Coverage Month											
	1	2	3	4	5	6	7	8	9	10	11	12
\$1,500	0.12%	0.11%	0.11%	0.11%	0.11%	0.11%	0.12%	0.12%	0.12%	0.12%	0.15%	0.15%
\$2,000	0.05%	0.04%	0.04%	0.04%	0.04%	0.04%	0.04%	0.04%	0.04%	0.04%	0.06%	0.06%
\$2,500	6.60%	6.54%	6.67%	6.65%	6.67%	6.77%	6.80%	6.78%	6.84%	6.96%	7.63%	7.74%
\$2,600	0.39%	0.39%	0.37%	0.37%	0.37%	0.13%	0.13%	0.13%	0.13%	0.12%	0.00%	0.00%
\$5,000	1.05%	1.04%	1.02%	0.97%	1.00%	1.01%	1.17%	1.18%	1.07%	1.06%	1.13%	1.13%

Avg Policy Duration Factor 1.0051
 Inverse of Factor 0.9950

Small Group Historical Medical & Rx Claims Summary - HDHP Grandfathered Only

Rolling 12 End Date	Medical + Rx Claim						Member Months	Claims > \$100k as % of Claims < \$100k	Rolling 12 Medical		Rolling 12 Paid Trend			Rolling 12 Membership Change	Paid To Allowed Ratio
	Expense > \$100k PMPM	Medical Claim Expense PMPM	Rx Claim Expense PMPM	Medical Allowed - COB PMPM	Rx Allowed PMPM	Claim Expense Trend			Rolling 12 Rx Claim Expense Trend	Removing High Cost Claims	Rolling 12 Medical Allowed - COB Trend	Rolling 12 Rx Allowed Trend			
201312	\$36.31	\$263.50	\$19.61	\$340.36	\$34.48	52,834	14.7%	N/A	N/A	N/A	N/A	N/A	N/A	N/A	75.5%
201401	\$37.34	\$267.49	\$19.95	\$342.66	\$34.54	51,290	14.9%	N/A	N/A	N/A	N/A	N/A	N/A	N/A	76.2%
201402	\$31.79	\$261.11	\$20.38	\$336.35	\$34.73	49,797	12.7%	N/A	N/A	N/A	N/A	N/A	N/A	N/A	75.9%
201403	\$32.22	\$265.61	\$20.62	\$339.82	\$34.74	48,284	12.7%	N/A	N/A	N/A	N/A	N/A	N/A	N/A	76.4%
201404	\$32.86	\$268.69	\$20.76	\$341.92	\$34.70	46,699	12.8%	N/A	N/A	N/A	N/A	N/A	N/A	N/A	76.9%
201405	\$39.12	\$279.99	\$21.35	\$354.63	\$35.27	45,050	14.9%	N/A	N/A	N/A	N/A	N/A	N/A	N/A	77.3%
201406	\$41.91	\$285.19	\$21.73	\$360.26	\$35.67	43,430	15.8%	N/A	N/A	N/A	N/A	N/A	N/A	N/A	77.5%
201407	\$42.75	\$289.90	\$21.84	\$365.64	\$35.72	41,868	15.9%	N/A	N/A	N/A	N/A	N/A	N/A	N/A	77.7%
201408	\$34.42	\$286.15	\$21.86	\$362.78	\$35.67	40,335	12.6%	N/A	N/A	N/A	N/A	N/A	N/A	N/A	77.3%
201409	\$40.73	\$293.48	\$22.75	\$370.74	\$36.52	38,455	14.8%	N/A	N/A	N/A	N/A	N/A	N/A	N/A	77.6%
201410	\$44.51	\$297.71	\$23.51	\$375.49	\$36.93	36,561	16.1%	N/A	N/A	N/A	N/A	N/A	N/A	N/A	77.9%
201411	\$43.07	\$289.19	\$24.67	\$368.03	\$37.84	34,683	15.9%	N/A	N/A	N/A	N/A	N/A	N/A	N/A	77.3%
201412	\$42.57	\$292.12	\$24.92	\$373.12	\$38.10	32,829	15.5%	10.9%	27.0%	11.2%	9.6%	10.5%	-37.9%	77.1%	
201501	\$43.74	\$292.59	\$25.39	\$373.34	\$38.41	31,894	15.9%	9.4%	27.3%	9.7%	9.0%	11.2%	-37.8%	77.2%	
201502	\$43.31	\$298.95	\$26.22	\$379.94	\$39.53	30,974	15.4%	14.5%	28.7%	12.9%	13.0%	13.8%	-37.8%	77.5%	
201503	\$45.26	\$301.94	\$27.07	\$384.38	\$40.42	30,094	16.0%	13.7%	31.3%	11.7%	13.1%	16.4%	-37.7%	77.4%	
201504	\$54.31	\$310.70	\$27.83	\$393.82	\$41.39	29,304	19.1%	15.6%	34.0%	10.8%	15.2%	19.3%	-37.2%	77.8%	
201505	\$52.16	\$304.76	\$28.16	\$387.00	\$41.85	28,600	18.6%	8.8%	31.9%	7.1%	9.1%	18.7%	-36.5%	77.6%	
201506	\$52.31	\$307.17	\$29.94	\$390.75	\$43.72	27,901	18.4%	7.7%	37.8%	7.5%	8.5%	22.6%	-35.8%	77.6%	
201507	\$60.39	\$314.91	\$30.90	\$398.42	\$44.55	27,206	21.2%	8.6%	41.5%	6.1%	9.0%	24.7%	-35.0%	78.1%	
201508	\$59.55	\$317.86	\$32.22	\$402.67	\$46.03	26,477	20.5%	11.1%	47.4%	6.2%	11.0%	29.0%	-34.4%	78.0%	
201509	\$53.05	\$323.44	\$32.66	\$408.94	\$46.53	26,151	17.5%	10.2%	43.6%	10.0%	10.3%	27.4%	-32.0%	78.2%	
201510	\$52.23	\$322.92	\$33.47	\$407.89	\$47.38	25,849	17.2%	8.5%	42.4%	9.9%	8.6%	28.3%	-29.3%	78.3%	



ACTUARIAL MEMORANDUM

3Q and 4Q 2016 Small Group Grandfathered AR42 Filing

Purpose and Scope of Filing

The purpose of this filing is to demonstrate the development of premium rates in support of MVP Health Insurance Company's Small Group High Deductible EPO/PPO grandfathered product portfolio and seek approval of the premium rates. The premium rates included in this filing are for group effective dates between 7/1/2016 and 12/31/2016. The rates are effective for 12 months. This rate filing has been prepared to satisfy the requirements of 8 V.S.A § 5104 and is not intended to be used for other purposes.

This is a closed block of business and as of January 2016, there were 1,950 members enrolled in plans impacted by this rate filing. Of those 1,950 members, 134 members have 3Q contract effective dates and 233 have 4Q contract effective dates. MVP is proposing a quarterly rate increase of 9.6% over the approved 2Q 2016 rates and annual rate increases of 9.3% and 7.9% for 3Q and 4Q 2016 renewals, respectively.

Derivation of Annual Rate Increases Based on Quarterly Rate Changes

	4Q '15 / 3Q '15	1Q '16 / 4Q '15	2Q '16 / 1Q '16	3Q '16 / 2Q '16	4Q '16 / 3Q '16	3Q '16 Annual Increase	4Q '16 Annual Increase
HDHP	1.7%	-2.9%	1.0%	9.6%	0.4%	9.3%	7.9%

Experience Period Claims

Small group grandfathered AR42 high deductible claims incurred between November 2014 and October 2015, paid through December 2015 was the basis of MVP's rate analysis. Fee-for-service (FFS) medical and pharmacy claims were projected to the 3Q 2016 rating period by applying 20 months of trend to the experience period data. The capitation and non-FFS costs included in the rate development represent MVP's best estimate of these costs during the rating period.

In addition, we also performed rating analyses removing groups that are not currently in the book of business as of January 2016. Of the 25,849 total member months for this block during the experience period, 2,737 would have been excluded from the rating pool. If we were to rate based upon this updated member pool, the rate increase would have been approximately 3.4% higher.

Please note that \$123,017 in Rx paid claims were removed from the experience period data (approximately \$31,000 per month for July – October 2015). These claims are associated with one member's utilization of the Hepatitis C drug Harvoni. Because the treatment lasts a limited amount of time (which does not flow into the rating period), MVP feels it is reasonable to remove the claims from the data. MVP recognizes the risk of other members within this block utilizing this drug, but because it is a closed block and Hepatitis C treatments have been approved by the FDA for over two years at this point, the risk of more members within this pool utilizing this drug is significantly less likely than if this were an open block of business. Including these claims in our data would result in a rate increase that is 2.2% higher than what is being proposed.

Pooling Charge

To account for volatility in high cost claims, medical and Rx claims in excess of \$100,000 are being removed from the claim projection and being replaced by a pooling charge. The pooling charge of 16.0% represents the arithmetic average cost of claims in excess of \$100,000 for the grandfathered small group high deductible block over rolling 12 month time periods with ending dates between December 2013 and October 2015. A summary of the high cost claim ratio can be found in the attached file, "Rolling 12 Medical and Rx Data - SG HDHP". Had MVP used the pooling charge for active groups only, the charge would have increased to 19.3%.

Note that over the experience period, the high cost claim ratio was 17.2% which means that without pooling the rate increase would be approximately 1.0% higher.

Development of Base Premium Rates

Exhibit 3a demonstrates the development of the proposed 3rd quarter rate action. Claims adjusted with the pooling charge described above and completed with IBNR are projected to the rating period. Non-FFS claim expenses, capitation expenses, and New York's paid claim surcharge expense (HCRA) are added to the claim projection. Please see the table below for a summary of non-FFS and capitation expenses reflected in MVP's rate development for this filing. Note the Medical Home and PCP Incentive reflects MVP's expected liability in 2016 based on Craig Jones' June 2015 presentation to the Green Mountain Care Board (GMCB).

Summary of Capitations and Non-FRDM Claim Expenses	
Other Medical Expense not in warehouse	\$2.08
ASH Cap	\$0.28
Net Reinsurance Expense	\$0.21
Medical Home and PCP Incentive	\$2.46
Total	\$5.03

The expected non-FFS medical expenses added to the claim projection reflect costs associated with net reinsurance expense, PCP incentive payments and Medical Home, and other miscellaneous MVP claim expenses not included in the historical experience period data such as manual checks and Massachusetts surcharges.

Experience period Rx claims are adjusted for pooling and projected to the rating period. Rx claims are adjusted for the impact of Bill H559, which is not fully reflected in the experience period data. Rebates are removed from the projected claim cost.

Bill H559 was effective beginning with October 2012 renewals. Included in this regulation is an out of pocket maximum for prescription drug expenses. All of the claim adjustments attributable to Bill H559 are not being processed within MVP's claim system during the experience period for this rate filing. Therefore, an adjustment to the experience period claims is needed. To quantify the impact of this mandate, MVP analyzed member level drug claims over the 10 month period January – October 2015 for members with a January renewal month (11,303 member months). MVP captured amounts paid by members in excess of the Rx OOP maximum to be in effect for 3Q 2016, or \$1,300. The PMPM amount of Rx claims in excess of \$13000 was used to quantify the impact of this mandate on drug claim expenses in 2016/2017.

MVP has received updated Rx rebate information from our pharmacy benefit manager for 2016. The data provided is an average rebate per script for brand and specialty drugs. These amounts were applied to MVP's projection period brand and specialty script utilization to obtain a PMPM estimate of the rebates in the projection period and equals \$7.77 PMPM for both 3Q and 4Q 2016.

The claim projection is then being adjusted to account for the impact of membership not representing a full 12-month contract over the experience period. Because deductibles are present in all of these products, paid claims are suppressed in the early months of a member’s contract and are higher than average in later contract months. Therefore, if the experience period membership is not evenly distributed by contract month, an adjustment to the claim costs should be made to reflect the expected claim costs for a 12-month contract period.

To determine the adjustment factor for the experience period claims cost, MVP used deductible suppression factors which were developed by analyzing commercial claims for members with 12 months of medical and Rx benefit coverage. MVP assumed that allowed claims were uniformly distributed by month and determined the expected paid claim cost for a given month relative to the average paid amount for 12 months. Factors were developed for a number of different deductible levels, and MVP split its experience period membership by these deductible levels to compute the appropriate adjustment factors. This adjustment factor equals 0.995 and can be found in Exhibit 3a. A quantitative derivation of this factor can be found in the file, “Impact of Membership Growth_Decline on Experience Pd Claims”.

To arrive at the required rate change for 3Q 2016, projected net claims are converted to a gross claims cost. This is achieved by accounting for taxes/assessments being charged in 3Q 2016, making an adjustment for changes to the single conversion factor and HHS age factor, and other retention items. Other retention items include administrative costs, contribution to reserves, and bad debt. The projected rating period required gross premium is compared to the prior rating period gross premium to indicate the suggested quarterly rate change.

Please note that we have changed our methodology to compute the change in the single conversion factor. Previously, the experience period membership mix was being used to determine the change in the single conversion factor. MVP has updated its methodology and is now using January 2016 membership to determine the single conversion factor for the rating period. Because the experience period data represents a different set of membership than the current snapshot, an additional adjustment is being made to the claim projection to account for changes in the average HHS age factor between the experience period and the current snapshot.

HHS Age Factor Change- Exp. Pd. To Rating Pd.			
Block	Time Period	Average Age	HHS Age Fx
HDHP GF Only	Experience Period	38.8	1.558
HDHP GF Only	Current Snapshot	39.0	1.574
Change in Factor			1.02%

MVP has also developed 4Q 2016 premium rates for this rate filing. Please see Exhibit 3b which is identical to Exhibit 3a except for the fact that one more quarter of trend has been applied to the experience period claims and changes in taxes/fees between 3Q and 4Q 2016 contract effective dates is also being captured. The required quarterly rate change for 4Q 2016 is calculated by comparing the required rate change for 4Q 2016 to the proposed 3Q 2016 gross premium rates.

Medical Trend Factors

The development of annual medical paid claim trend factors for 3Q 2016 is illustrated in Exhibit 2a. Consistent with recently submitted filings, MVP is applying 0% utilization trend to its data. Regression analysis has been performed on MVP’s utilization data in the past, and it was concluded that the predictive ability of the historical utilization trends was weak and not reliable. The assumed unit cost trends reflect known and assumed price increases from MVP’s provider network.

In addition to the medical cost inflation rate assumed from the historical experience period to the rating period, an adjustment is needed to reflect the impact of cost share leveraging on the carrier's share of the medical cost. Leveraging is a result of the fixed nature of deductibles and copays in health benefit plans. When there are fixed member deductibles and copays, the carrier bears a greater portion of the cost of medical inflation. Therefore, an additional factor adjustment is made to the trend assumption to capture this cost.

The trend applied to the deductible portion of the experience period was derived using the distribution of claims for MVP's VT book of business. Claims below the average deductible amount over the experience period were trended at the applicable allowed trend rate while claims greater than the deductible were held flat.

Also included in this filing is a paid trend development exhibit for 4Q 2016. Please see Exhibit 2c which is identical to Exhibit 2a except there is one more quarter of 2017 trend reflected in the calculation.

Rx Trend Factors

Annual Rx trend factors split by generic, brand and specialty drugs are illustrated in Exhibit 2a. These trend factors were supplied by MVP's pharmacy benefit manager (PBM) and reflect their best estimate of expected changes to pharmacy costs and drug utilization. Supporting documentation illustrating how the Rx trends shown on Exhibit 2a were converted to paid trends for 3Q 2016 can be found in Exhibit 2b.

MVP has revised its 2016 trend forecast since the 1Q 2016 version of this rate filing to reflect updated information from our PBM; the 2015 Rx trend forecast has not changed. MVP has also been supplied with 2017 trends from our PBM. The trend forecast provided by MVP's PBM accounts for drugs coming off patent, changes in average wholesale price, new drugs being released to the market, and price competitiveness amongst generic and brand drug manufacturers. Because the Rx market is constantly changing and the items listed above are not reflected in historical trends, MVP does not feel that historical Rx trends have relevance for projecting future increases in Rx costs. The recent and continued explosion of high cost specialty drugs is causing significant increases in expected Rx costs.

Rx Trends Used in 3Q 2016 MVP VT Small Group Grandfathered Filing

	2015 Trend		2016 Trend		2017 Trend	
	Unit Cost	Utilization	Unit Cost	Utilization	Unit Cost	Utilization
Generic	4.30%	3.40%	3.00%	2.20%	3.00%	2.40%
Brand	13.50%	-11.40%	13.50%	-4.40%	13.50%	-6.00%
Specialty	16.00%	5.00%	12.00%	6.00%	12.00%	4.00%

Rx Trends Used in 1Q 2016 MVP VT Small Group Grandfathered Filing

	2015 Trend		2016 Trend		2017 Trend	
	Unit Cost	Utilization	Unit Cost	Utilization	Unit Cost	Utilization
Generic	4.30%	3.40%	3.30%	2.10%	N/A	N/A
Brand	13.50%	-11.40%	13.50%	-4.50%	N/A	N/A
Specialty	16.00%	5.00%	14.00%	6.00%	N/A	N/A

Please see the attached file, "Rolling 12 Medical and Rx Data – SG HDHP" which contains a rolling 12 month summary of total Rx claim costs as well as Rx data broken out by Generic, Brand, and Specialty. This block's Rx allowed PMPM has increased at an annualized rate of 29.9% from the prior experience period (after removal of the Harvoni claims discussed previously), far outpacing trends that were built into previous filings.

Also included in this filing is a paid trend development exhibit for 4Q 2016. Please see Exhibit 2d which is identical to Exhibit 2b except there is one more quarter of 2017 trend reflected in the calculation.

Retention Expenses

Exhibit 5 in the rate filing illustrates the non-claim expense loads included in the proposed premium rates. This portion of the premium rates is intended to cover MVP’s general administrative expenses, taxes/assessments, bad debt expense, and a contribution to surplus.

MVP has worked towards reducing administrative expenses, and the proposed premium rates reflect an administrative charge equal 8.0% of premium for this filing. This is unchanged from the previous SG AR42 filing. Please see the table below for a summary of MVP’s administrative expenses from 2011 – 2014 for Small Group business in Vermont:

Administrative Expense Summary - Data Taken from Supplemental Health Care Exhibit				
	Member Months	Small Group - AR42 & AR44		
		Premium PMPM	Admin PMPM	Expense Ratio
2011	209,126	\$348.79	\$34.17	9.8%
2012	190,795	\$365.29	\$37.24	10.2%
2013	178,794	\$394.67	\$46.56	11.8%
2014	87,545	\$410.60	\$38.11	9.3%

Admin PMPM reflects the following lines from Part I of the SHCE: 6.6, 8.3, 10.1, and 10.4

A summary of the taxes/assessments included in the premium rates are provided below:

Temporary Individual Reinsurance Pool

Carriers are being assessed a fee to fund the Temporary Reinsurance Pool which supports the individual reinsurance program both in and out of the exchange from 2014 through 2016. For 2016, the fee is \$2.25 PMPM, and there is no fee in 2017. To determine the PMPM load to reflect in premium rates, MVP is weighting this fee based on the average renewal month for 1Q and 2Q policies. Please see Exhibit 5 for a detailed calculation.

ACA Insurer Tax

Since 2014, carriers have been taxed based on earned premium, but there will be a one year moratorium on this fee for 2017. MVP estimates this tax will be approximately 2.0% of premium for 2016 dates of service and 0.0% for 2017 dates of service. MVP is weighting this percentage based on the average renewal month for 3Q and 4Q policies. These percentages by renewal quarter can be found on Exhibit 5.

Paid Claim Taxes

In addition to the State of Vermont 0.999% tax on paid claims, MVP is subject to New York HCRA taxes which are based on paid medical claims. The New York HCRA tax is based only on claims paid for services performed by New York hospitals. The New York HCRA load equals 0.25% and is based on historical HCRA fees incurred by Vermont members.

Comparative Effectiveness Research Fee

This is a prescribed Federal fee equal to \$0.18 PMPM to fund the Federal Research Fund. MVP has increased this fee by \$0.01 PMPM over the last filing to reflect an increase in the tax, which is indexed to inflation in National Health Expenditures.

VT Vaccine Pilot

This is a Vermont state assessment based on plan premiums which is used to fund immunizations provided by the state. This assessment has been reduced from 0.6% of premium used in the 1Q 2016 filing to 0.5% of premium for this filing based on 4Q 2015 assessments from the State of Vermont for the Kids Vax program.

Loss Ratio Information

The traditional target loss ratio (claims cost / premium) for the rates proposed in this rate filing is 86.5%. After making adjustments for taxes/assessments and expenses associated with quality improvements, the Federal target loss ratio for the rates proposed in this filing is 90.2%. Please see the table below for more detail:

Target Loss Ratio for SG HDHP in 3Q 2016	
	Small Group AR42 HDHP
A) Claims Expense	\$389.27
B) Taxes/Assessments	\$14.83
C) Quality Improvement	\$3.60
D) Premium	\$450.25
E) Traditional Loss Ratio = A) / D)	86.5%
F) Federal Loss Ratio = [A) + C)] / [D) - B)]	90.2%

Please note that the traditional target loss ratio has increased from 83.8% in the 1Q 2016 filing to 86.5% for this filing. This is due to the phasing out of the temporary reinsurance pool fee and decreasing the ACA Insurer Tax and VT Vaccine Pilot.

Over the experience period, the actual loss ratio for these products is 95.0%. MVP will not be rebating customers for its Small Group AR42 VT block in 2015. After making adjustments for taxes/assessments and expenses associated with quality improvements, the Federal loss ratio used to determine if this block is in a rebating situation for 2015 is 98.3%.

Supplemental Exhibits

Also included with this filing is a historical claim and membership summary for the past 34 months grouped into rolling 12 month periods. Incurred claims from January 2013 – October 2015 completed through December 2015 are reflected in the data.

Retired Products

Base coplan VEHD-03S is being retired from the Small Group Grandfathered portfolio effective July 1, 2016. This plan was initially filed as an aggregate deductible and out-of-pocket maximum, but due to HHS' single member out-of-pocket regulation changes in 2015, MVP modified this plan to have an embedded out-of-pocket maximum. Since this plan has an aggregate deductible of \$5,000 with an embedded out-of-pocket of \$5,000, the plan effectively now has an embedded deductible and out-of-pocket maximum. MVP already offers a \$5,000 embedded/embedded HDHP and it is plan VEHD-19.

MVP is also retiring the following riders as there are no longer base coplans these riders can attach to: VEHD 312a, VEHD 312e, VEHD 312f, VEHD 312h, VPHD 312a, VPHD 312c, VPHD 312e, VPHD 312f, VPHD 312h.

Rate Increase for Plan VPHD-03

Base coplan VPHD-03 is increasing by an additional 4.5% over the book of business average rate increase. This is because the plan was initially filed as an aggregate/aggregate (deductible/out-of-pocket maximum) plan, but due to HHS' single member out-of-pocket maximum regulation, the plan is now an embedded/embedded plan. Please see the "Retired Products" section above for more detail.

Plan VPHD-03 is identical to plan VEHD-03 except plan VPHD-03 provides out of network coverage as well. The 4.5% increase was determined by comparing the 2Q 2016 premium spread between plans VEHD-19 and plan VEHD-03 since VEHD-19 is the embedded/embedded version of plan VEHD-03; note the 2Q 2016 premium rates for plans VEHD-03 and VPHD-03 still assumed these plans had an aggregate/aggregate plan design. The difference between plan VEHD-19 and VEHD-03's 2Q 2016 premium rates represents the value of an embedded/embedded plan design relative to an aggregate/aggregate plan design for this deductible/out-of-pocket level.

Calculation of Plan VPHD-03 3Q 2016 Quarterly Rate Increase

Coplan	Product Type	Rate Quarter	Single Rate
VEHD-03S	HDEPOagg	2Q 2016	\$407.90
VEHD-19	HDEPO	2Q 2016	\$426.09
Rate Spread Due to Embedded Plan Design			1.045
3Q 2016 Proposed Block Quarterly Increase			1.096
Proposed Rate Increase for Plan VPHD-03			1.145

Actuarial Certification

I, Matthew Lombardo, am a Member of the American Academy of Actuaries. I have examined the assumptions and methods used in determining MVP's requested rates. Based on my review and examination, it is my opinion that the proposed premium rates are reasonable in relation to the benefits provided and that they are not excessive, inadequate, nor unfairly discriminatory. This rate filing conforms to the applicable Standards of Practice as promulgated by the Actuarial Standards Board.



Matthew Lombardo, FSA, MAAA
Associate Director, Actuarial Services
MVP Health Care, Inc.

02/08/2016

Date



MVP Health Care -- Q3 & Q4 2016 SG HIC Grandfathered Rate Filing

Small Group VT HIC AR42 Rate Filing - Grandfathered Business
For Effective Dates Beginning Between July 1, 2016 - December 31, 2016

- Exhibit 1 -- Summary of Medical Coplans Offered
- Exhibit 2a -- Pricing Trend Assumptions
- Exhibit 2b -- Rx Trend Projection
- Exhibit 2c -- Pricing Trend Assumptions
- Exhibit 2d -- Rx Trend Projection
- Exhibit 3a -- Claim Projection and Proposed Single Rate Change
- Exhibit 3b -- Claim Projection and Proposed Single Rate Change
- Exhibit 4 -- Conversion Factor and Tier Ratios
- Exhibit 5 -- Retention Loads and Paid Claim Surcharges
- Exhibit 6a -- Medical Base Rates
- Exhibit 6b -- Medical Riders

Exhibit 1 -- Summary of Medical Coplans Offered

Small Group VT HIC AR42 Rate Filing - Grandfathered Business
 For Effective Dates Beginning Between July 1, 2016 - December 31, 2016

Coplan	Product Type	In-Network Benefits										Out-of-Network Benefits			Pharmacy
		PCP	SCP	IP (Med/Surg)	ER	OP Surg	DME	Amb	Ded	Coins.	OOP Max	Coins	Ded	OOP Max	
VEHD-01S	HDEPOagg	\$0	\$0	\$0	\$0	\$0	0%	\$0	\$1,500	0%	\$2,500	N/A	N/A	N/A	\$10/\$30/\$50
VEHD-02S	HDEPOagg	\$0	\$0	\$0	\$0	\$0	0%	\$0	\$2,500	0%	\$3,500	N/A	N/A	N/A	\$10/\$30/\$50
VEHD-07S	HDEPOagg	20%	20%	20%	20%	20%	20%	20%	\$1,500	20%	\$3,000	N/A	N/A	N/A	20%/20%/40%
VEHD-08S	HDEPOagg	20%	20%	20%	20%	20%	20%	20%	\$2,000	20%	\$4,000	N/A	N/A	N/A	20%/20%/40%
VEHD-09S	HDEPOagg	20%	20%	20%	20%	20%	20%	20%	\$2,500	20%	\$5,000	N/A	N/A	N/A	20%/20%/40%
VEHD-12S	HDEPOagg	10%	10%	10%	10%	10%	10%	10%	\$2,500	10%	\$5,000	N/A	N/A	N/A	50%
VEHD-14S	HDEPOagg	20%	20%	20%	20%	20%	20%	20%	\$2,000	20%	\$4,000	N/A	N/A	N/A	50%
VEHD-15S	HDEPOagg	20%	20%	20%	20%	20%	20%	20%	\$2,500	20%	\$5,000	N/A	N/A	N/A	50%
VEHD-17S	HDEPOagg	\$30	\$50	\$500	\$150	\$200	50%	\$150	\$2,500	0%	\$5,000	N/A	N/A	N/A	\$10/\$30/\$50
VEHD-19	HDEPO	\$0	\$0	\$0	\$0	\$0	0%	\$0	\$5,000	0%	\$5,000	N/A	N/A	N/A	\$0 after Deductible
VEHD-49	HDEPO	\$0	\$0	\$0	\$0	\$0	0%	\$0	\$2,600	0%	\$3,600	N/A	N/A	N/A	\$10/\$30/\$50
VPHD-03S	HDEPOagg	\$0	\$0	\$0	\$0	\$0	0%	\$0	\$5,000	0%	\$5,000	20%	\$10,000	\$20,000	\$0 after Deductible
VPHD-04S	HDEPOagg	10%	10%	10%	10%	10%	10%	10%	\$1,500	10%	\$3,000	30%	\$3,000	\$6,000	10%/10%/30%
VPHD-06S	HDEPOagg	10%	10%	10%	10%	10%	10%	10%	\$2,500	10%	\$5,000	30%	\$5,000	\$10,000	10%/10%/30%

Exhibit 2 -- Pricing Trend Assumptions

Small Group VT HIC AR42 Rate Filing - Grandfathered Business
For Effective Dates Beginning Between July 1, 2016 - September 30, 2016

Experience Period: November 1, 2014 - October 31, 2015
Rating Period: July 1, 2016 - June 30, 2017

Months of Trend	2015	2016	2017	Total
	2	12	6	20

Medical Trend Summary**2015 Annual Trend**

	% of Allowed Claims	Unit Cost	Utilization	Total
IP	17.2%	5.3%	0.0%	5.3%
OP and Other Med	50.4%	4.7%	0.0%	4.7%
PHY	32.5%	2.9%	0.0%	2.9%
Medical Total		4.2%	0.0%	4.2%

2016 Annual Trend

	% of Allowed Claims	Unit Cost	Utilization	Total
IP	17.2%	5.1%	0.0%	5.1%
OP and Other Med	50.4%	4.0%	0.0%	4.0%
PHY	32.4%	0.0%	0.0%	0.0%
Medical Total		2.9%	0.0%	2.9%

2017 Annual Trend

	% of Allowed Claims	Unit Cost	Utilization	Total
IP	17.6%	5.1%	0.0%	5.1%
OP and Other Med	51.0%	4.0%	0.0%	4.0%
PHY	31.5%	0.0%	0.0%	0.0%
Medical Total		3.0%	0.0%	3.0%

Leveraging Impact - Small Group HDHP Fee-For-Service Medical Claims

	Allowed	Coinsurance	Copay	Deductible	Paid*
Experience Period:	\$407.89	\$1.32	\$0.04	\$83.61	\$322.92
20 Months of Trend:	1.052	1.052	1.000	1.018	1.060
Projection Period:	\$428.90	\$1.39	\$0.04	\$85.12	\$342.35
Allowed Trend (Annual)	3.1%				
Paid Trend (Annual)	3.6%				
Leveraging (Annual)	0.5%				

*Ignores impact of removing high cost claims and replacing with pooling charge. Paid projection will not tie out to FFS claim projection on Tab 3 unless these adjustments are taken into account.

Rx Trend Summary

	2015 Trend		2016 Trend		2017 Trend	
	Unit Cost	Utilization	Unit Cost	Utilization	Unit Cost	Utilization
Generic	2.1%	3.4%	3.0%	2.2%	3.0%	2.4%
Brand	11.1%	-11.4%	13.5%	-4.4%	13.5%	-6.0%
Specialty	13.6%	5.0%	12.0%	6.0%	12.0%	4.0%

Exhibit 2b -- Rx Trend Development - HDHP
--

Small Group VT HIC AR42 Rate Filing - Grandfathered Business
For Effective Dates Beginning Between July 1, 2016 - September 30, 2016

Experience Period: November 1, 2014 - October 31, 2015
Member Months: 25,849

Rx Claim Information	Generic	Brand	Specialty	Total
Experience Period Scripts / 1000	7,805	767	88	8,659
Experience Period Allowed Cost per Script	\$20.27	\$192.64	\$2,993.25	\$65.66
Experience Period Allowed PMPM	\$13.18	\$12.31	\$21.89	\$47.38
Experience Period Deductible PMPM	\$5.99	\$4.07	\$1.50	\$11.56
Experience Period Copay PMPM	\$1.10	\$0.66	\$0.06	\$1.82
Experience Period Coinsurance PMPM	\$0.08	\$0.32	\$0.12	\$0.53
Experience Period Cost Sharing PMPM	\$7.17	\$5.05	\$1.69	\$13.91
Experience Period Paid PMPM	\$6.01	\$7.26	\$20.20	\$33.47
Annual Util Trend	1.024	0.944	1.053	1.017
Annual Unit Cost Trend	1.029	1.133	1.122	1.099
Annual Deductible Trend	1.011	1.011	1.011	1.011
Annual Paid Trend	1.100	1.112	1.193	1.159
Months of Trend to Q3 2016*	20	20	20	20
Projected Scripts / 1000 as of Q3 2016	8,113	697	96	8,905
Projected Allowed Cost per Script as of Q3 2016	\$21.26	\$237.06	\$3,623.90	\$76.83
Projected Allowed PMPM as of Q3 2016	\$14.37	\$13.77	\$28.88	\$57.02
Projected Deductible PMPM	\$6.10	\$4.14	\$1.53	\$11.77
Projected Copay PMPM	\$1.14	\$0.60	\$0.07	\$1.81
Projected Coinsurance PMPM	\$0.09	\$0.36	\$0.16	\$0.61
Projected Cost Sharing PMPM as of Q3 2016	\$7.33	\$5.10	\$1.76	\$14.19
Projected Paid PMPM as of Q3 2016	\$7.04	\$8.66	\$27.12	\$42.82

Exhibit 2c -- Pricing Trend Assumptions 4Q

Small Group VT HIC AR42 Rate Filing - Grandfathered Business
For Effective Dates Beginning Between October 1, 2016 - December 31, 2016

Experience Period:	November 1, 2014 - October 31, 2015
Rating Period [^] :	October 1, 2016 - September 30, 2017

Months of Trend	2015	2016	2017	Total
	2	12	9	23

[^] Reflects Q4 2016 rating period

Medical Trend Summary

2015 Annual Trend

	% of Allowed Claims	Unit Cost	Utilization	Total
IP	17.2%	5.3%	0.0%	5.3%
OP and Other Med	50.4%	4.7%	0.0%	4.7%
PHY	32.5%	2.9%	0.0%	2.9%
Medical Total		4.2%	0.0%	4.2%

2016 Annual Trend

	% of Allowed Claims	Unit Cost	Utilization	Total
IP	17.2%	5.1%	0.0%	5.1%
OP and Other Med	50.4%	4.0%	0.0%	4.0%
PHY	32.4%	0.0%	0.0%	0.0%
Medical Total		2.9%	0.0%	2.9%

2017 Annual Trend

	% of Allowed Claims	Unit Cost	Utilization	Total
IP	17.6%	5.1%	0.0%	5.1%
OP and Other Med	51.0%	4.0%	0.0%	4.0%
PHY	31.5%	0.0%	0.0%	0.0%
Medical Total		3.0%	0.0%	3.0%

Leveraging Impact - Small Group HDHP Fee-For-Service Medical Claims

	Allowed	Coinsurance	Copay	Deductible	Paid*
Experience Period:	\$407.89	\$1.32	\$0.04	\$83.61	\$322.92
23 Months of Trend:	1.059	1.059	1.000	1.021	1.069
Projection Period:	\$432.08	\$1.40	\$0.04	\$85.36	\$345.28
Allowed Trend (Annual)	3.1%				
Paid Trend (Annual)	3.6%				
Leveraging (Annual)	0.5%				

*Ignores impact of removing high cost claims and replacing with pooling charge. Paid projection will not tie out to FFS claim projection on Tab 3 unless these adjustments are taken into account.

Rx Trend Summary

	2015 Trend		2016 Trend		2017 Trend	
	Unit Cost	Utilization	Unit Cost	Utilization	Unit Cost	Utilization
Generic	2.1%	3.4%	3.0%	2.2%	3.0%	2.4%
Brand	11.1%	-11.4%	13.5%	-4.4%	13.5%	-6.0%
Specialty	13.6%	5.0%	12.0%	6.0%	12.0%	4.0%

Exhibit 2b -- Rx Trend Development - HDHP 4Q

Small Group VT HIC AR42 Rate Filing - Grandfathered Business
For Effective Dates Beginning Between October 1, 2016 - December 31, 2016

Experience Period: November 1, 2014 - October 31, 2015
Member Months: 25,849

Rx Claim Information	Generic	Brand	Specialty	Total
Experience Period Scripts / 1000	7,805	767	88	8,659
Experience Period Allowed Cost per Script	\$20.27	\$192.64	\$2,993.25	\$65.66
Experience Period Allowed PMPM	\$13.18	\$12.31	\$21.89	\$47.38
Experience Period Deductible PMPM	\$5.99	\$4.07	\$1.50	\$11.56
Experience Period Copay PMPM	\$1.10	\$0.66	\$0.06	\$1.82
Experience Period Coinsurance PMPM	\$0.08	\$0.32	\$0.12	\$0.53
Experience Period Cost Sharing PMPM	\$7.17	\$5.05	\$1.69	\$13.91
Experience Period Paid PMPM	\$6.01	\$7.26	\$20.20	\$33.47
Annual Util Trend	1.024	0.944	1.051	1.017
Annual Unit Cost Trend	1.029	1.133	1.121	1.098
Annual Deductible Trend	1.011	1.011	1.011	1.011
Annual Paid Trend	1.100	1.111	1.191	1.158
Months of Trend to Q4 2016*	23	23	23	23
Projected Scripts / 1000 as of Q4 2016	8,161	686	97	8,944
Projected Allowed Cost per Script as of Q4 2016	\$21.42	\$244.69	\$3,728.05	\$78.57
Projected Allowed PMPM as of Q4 2016	\$14.57	\$13.99	\$30.00	\$58.56
Projected Deductible PMPM	\$6.12	\$4.15	\$1.54	\$11.80
Projected Copay PMPM	\$1.15	\$0.59	\$0.07	\$1.81
Projected Coinsurance PMPM	\$0.09	\$0.37	\$0.17	\$0.62
Projected Cost Sharing PMPM as of Q4 2016	\$7.35	\$5.11	\$1.77	\$14.24
Projected Paid PMPM as of Q4 2016	\$7.21	\$8.88	\$28.23	\$44.32

Exhibit 3a -- Claim Projection & Proposed Rate Change
--

Small Group VT HIC AR42 Rate Filing - Grandfathered Business
For Effective Dates Beginning Between July 1, 2016 - September 30, 2016

SG HIC HDHP Projection of Claims and Proposed Rate Change
--

November 1, 2014 - October 31,
Experience Period: 2015
Completed Through: December 31, 2015

Experience Period Member Months	25,849
1) Experience Period Medical Claims PMPM	\$316.68
1a) Claims in Excess of \$100k over Experience Period	\$46.49
1b) Pooling Charge	1.160
2) IBNR Factor	1.020
3) Experience Period Incurred Medical Claims = [1) - 1a)] * 1b) * 2)	\$319.71
4) Annual Medical Trend <i>Includes Paid Leveraging</i>	1.036
5) Months of Trend to Q3 2016*	20
6a) Capitations and Non-FFS Claim Expenses	\$5.03
6b) NY State HCRA Surcharge	0.25%
7) Trended Incurred Medical Claims PMPM as of Q3 2016 = [[3) * 4) ^ [5) / 12] + 6a)] * [1 + 6b)]	\$344.84
8) Experience Period Rx Claims PMPM	\$33.47
8a) Claims in Excess of \$100k over Experience Period	\$4.82
8b) Pooling Charge	1.160
9) Annual Rx Trend <i>Includes Paid Leveraging</i>	1.159
10) Months of Trend to Q3 2016*	20
11) Trended Gross Rx Claims PMPM as of Q3 2016 = [8) - 8a)] * 8b) * 9) ^ [10) / 12]	\$42.54
11a) Impact of Bill H559	\$2.31
11b) Rx Rebates	(\$7.77)
12) Trended Net Rx Claims PMPM as of Q3 2016 = 11) + 11a) + 11b)	\$37.07
13) Total Net Claims PMPM as of Q3 2016 = 7) + 12)	\$381.91
14) Impact of Membership Growth/Decline on Experience Pd Claims	0.995
15) PMPM Taxes/Assessments for Q3 2016 <i>See Exhibit 5</i>	\$0.87
16) % of Paid Claims Taxes/Assessments for Q3 2016 <i>See Exhibit 5</i>	0.999%
17) % of Premium Taxes/Assessments for Q3 2016 <i>See Exhibit 5</i>	3.10%
18) % of Premium Retention Components for Q3 2016 <i>See Exhibit 5</i>	9.25%
19) Impact of Change in Single Conversion Factor for Q3 2016 <i>See Exhibit 4</i>	0.41%
20) Impact of Change in HHS Age Factor for Q3 2016	1.02%
21) Gross Claim Cost for Q3 2016 = [13) + 15)] * 14) * [1 + 16)] * [1 + 19)] * [1 + 20)] / [1 - 17) - 18)]	\$445.12
22) Projected Revenue Collected at Q2 2016 Rate Level	\$410.94
23) Q3 2016 Required Rate Action = 21) / 22) - 1	8.3%

Exhibit 3b -- Claim Projection & Proposed Rate Change 4Q

Small Group VT HIC AR42 Rate Filing - Grandfathered Business
For Effective Dates Beginning Between October 1, 2016 - December 31, 2016

SG HIC HDHP Projection of Claims and Proposed Rate Change
--

November 1, 2014 -
Experience Period: October 31, 2015
Completed Through: December 31, 2015

Experience Period Member Months	25,849
1) Experience Period Medical Claims PMPM	\$316.68
1a) Claims in Excess of \$100k over Experience Period	\$46.49
1b) Pooling Charge	1.160
2) IBNR Factor	1.020
3) Experience Period Incurred Medical Claims = [1) - 1a)] * 1b) * 2)	\$319.71
4) Annual Medical Trend <i>Includes Paid Leveraging</i>	1.036
5) Months of Trend to Q4 2016*	23
6a) Capitations and Non-FFS Claim Expenses	\$5.03
6b) NY State HCRA Surcharge	0.25%
7) Trended Incurred Medical Claims PMPM as of Q4 2016 = [[3) * 4) ^ [5) / 12] + 6a)] * [1 + 6b)]	\$347.75
8) Experience Period Rx Claims PMPM	\$33.47
8a) Claims in Excess of \$100k over Experience Period	\$4.82
8b) Pooling Charge	1.160
9) Annual Rx Trend <i>Includes Paid Leveraging</i>	1.158
10) Months of Trend to Q4 2016*	23
11) Trended Gross Rx Claims PMPM as of Q4 2016 = [8) - 8a)] * 8b) * 9) ^ [10) / 12]	\$44.03
11a) Impact of Bill H559	\$2.31
11b) Rx Rebates	(\$7.77)
12) Trended Net Rx Claims PMPM as of Q4 2016 = 11) + 11a) + 11b)	\$38.56
13) Total Net Claims PMPM as of Q4 2016 = 7) + 12)	\$386.31
14) Impact of Membership Growth/Decline on Experience Pd Claims	0.995
15) PMPM Taxes/Assessments for Q4 2016 <i>See Exhibit 5</i>	\$0.31
16) % of Paid Claims Taxes/Assessments for Q4 2016 <i>See Exhibit 5</i>	0.999%
17) % of Premium Taxes/Assessments for Q4 2016 <i>See Exhibit 5</i>	2.60%
18) % of Premium Retention Components for Q4 2016 <i>See Exhibit 5</i>	9.25%
19) Impact of Change in Single Conversion Factor for Q4 2016 <i>See Exhibit 4</i>	0.41%
20) Impact of Change in HHS Age Factor for Q4 2016 <i>See Exhibit 4</i>	1.02%
21) Gross Claim Cost for Q4 2016 = [13) + 15)] * 14) * [1 + 16)] * [1 + 19)] * [1 + 20)] / [1 - 17) - 18)]	\$447.05
22) Projected Revenue Collected at Q3 2016 Rate Level	\$445.12
23) Q4 2016 Required Rate Action Relative to Proposed Q3 2016 Rates = 21) / 22) - 1	0.4%

Exhibit 4 -- Conversion Factor and Tier Ratios

Small Group VT HIC AR42 Rate Filing - Grandfathered Business
For Effective Dates Beginning Between July 1, 2016 - December 31, 2016

VT Small Group AR42 Subscriber and Membership Summary -- January 2016 Membership

HDHP Data

Tier	Contract Type	Subscriber Months	Member Months	Avg Contract Size	Load Factor
2	Single	70	70	1.000	1.000
2	Family	40	160	4.000	2.500
3	Single	599	599	1.000	1.000
3	Double	142	284	2.000	2.000
3	Family	205	812	3.961	2.600
4	Single	10	10	1.000	1.000
4	Double	3	6	2.000	2.000
4	Parent/Child(ren)	3	9	3.000	1.900
4	Family	0	0	n/a	2.800

Proposed Conversion Factor	<u><u>1.213</u></u>
Current Conversion Factor	<u><u>1.208</u></u>
% Change in Conversion Factor	<u><u>0.41%</u></u>

Exhibit 5 -- Retention Loads, Taxes/Assessments, and Paid Claim Surcharges

Small Group VT HIC AR42 Rate Filing - Grandfathered Business
For Effective Dates Beginning Between July 1, 2016 - December 31, 2016

% of Premium Retention Components	
	HDHP
General Administrative Load	8.00%
Broker Load	0.00%
Bad Debt	0.25%
Contribution to Reserves	1.00%
Total % of Premium Retention Components	9.25%

% of Premium Taxes and Assessments	
	HDHP
Premium Tax	2.00%
VT Vaccine Pilot	0.50%
ACA Insurer Tax (3Q Renewals)	0.60%
ACA Insurer Tax (4Q Renewals)	0.10%
Total % of Premium Taxes/Assessments (3Q Renewals)	3.10%
Total % of Premium Taxes/Assessments (4Q Renewals)	2.60%

% of Paid Claim Taxes and Assessments	
	HDHP
Vermont Paid Claim Surcharge	0.999%
New York State HCRA Surcharge	0.250%
Total % of Paid Claim Taxes/Assessments	1.249%

PMPM Taxes and Assessments	
Average 3Q Renewal Month:	8.33
Average 4Q Renewal Month:	11.29
Q3 2016 Contract Effective Dates	HDHP
Fed Reinsurance Assessment (2016)	\$2.25
Fed Reinsurance Assessment (2017)	\$0.00
Comparative Eff Research Tax	\$0.18
Total PMPM Taxes/Assessments	\$0.87
Q4 2016 Contract Effective Dates	HDHP
Fed Reinsurance Assessment (2016)	\$2.25
Fed Reinsurance Assessment (2017)	\$0.00
Comparative Eff Research Tax	\$0.18
Total PMPM Taxes/Assessments	\$0.31

Exhibit 6a -- Medical Base Rates (Q3 2016)

Small Group VT HIC AR42 Rate Filing - Grandfathered Business
For Effective Dates Beginning Between July 1, 2016 - September 30, 2016

Coplan	Product Type	Single	Double	Parent/Child	2T Family	3T Family	4T Family	Single Quarterly Change	Double Quarterly Change	Parent/Child Quarterly Change	2T Family Quarterly Change	3T Family Quarterly Change	4T Family Quarterly Change	Single Annual Rate Change
VEHD-01S	HDEPOagg	\$652.25	\$1,304.50	\$1,239.28	\$1,630.63	\$1,695.85	\$1,826.30	8.3%	8.3%	8.3%	8.3%	8.3%	8.3%	8.0%
VEHD-02S	HDEPOagg	\$550.37	\$1,100.74	\$1,045.70	\$1,375.93	\$1,430.96	\$1,541.04	8.3%	8.3%	8.3%	8.3%	8.3%	8.3%	8.0%
VEHD-07S	HDEPOagg	\$587.16	\$1,174.32	\$1,115.60	\$1,467.90	\$1,526.62	\$1,644.05	8.3%	8.3%	8.3%	8.3%	8.3%	8.3%	8.0%
VEHD-08S	HDEPOagg	\$525.63	\$1,051.26	\$998.70	\$1,314.08	\$1,366.64	\$1,471.76	8.3%	8.3%	8.3%	8.3%	8.3%	8.3%	8.0%
VEHD-09S	HDEPOagg	\$485.41	\$970.82	\$922.28	\$1,213.53	\$1,262.07	\$1,359.15	8.3%	8.3%	8.3%	8.3%	8.3%	8.3%	8.0%
VEHD-12S	HDEPOagg	\$498.49	\$996.98	\$947.13	\$1,246.23	\$1,296.07	\$1,395.77	8.3%	8.3%	8.3%	8.3%	8.3%	8.3%	8.0%
VEHD-14S	HDEPOagg	\$518.18	\$1,036.36	\$984.54	\$1,295.45	\$1,347.27	\$1,450.90	8.3%	8.3%	8.3%	8.3%	8.3%	8.3%	8.0%
VEHD-15S	HDEPOagg	\$478.57	\$957.14	\$909.28	\$1,196.43	\$1,244.28	\$1,340.00	8.3%	8.3%	8.3%	8.3%	8.3%	8.3%	8.0%
VEHD-17S	HDEPOagg	\$504.75	\$1,009.50	\$959.03	\$1,261.88	\$1,312.35	\$1,413.30	8.3%	8.3%	8.3%	8.3%	8.3%	8.3%	8.0%
VEHD-19	HDEPO	\$461.53	\$923.06	\$876.91	\$1,153.83	\$1,199.98	\$1,292.28	8.3%	8.3%	8.3%	8.3%	8.3%	8.3%	8.0%
VEHD-49	HDEPO	\$580.17	\$1,160.34	\$1,102.32	\$1,450.43	\$1,508.44	\$1,624.48	8.3%	8.3%	8.3%	8.3%	8.3%	8.3%	8.0%
VPHD-03S	HDEPOagg	\$463.73	\$927.45	\$881.08	\$1,159.32	\$1,205.69	\$1,298.43	13.1%	13.1%	13.1%	13.1%	13.1%	13.1%	12.8%
VPHD-04S	HDEPOagg	\$633.32	\$1,266.64	\$1,203.31	\$1,583.30	\$1,646.63	\$1,773.30	8.3%	8.3%	8.3%	8.3%	8.3%	8.3%	8.0%
VPHD-06S	HDEPOagg	\$516.81	\$1,033.62	\$981.94	\$1,292.03	\$1,343.71	\$1,447.07	8.3%	8.3%	8.3%	8.3%	8.3%	8.3%	8.0%

Exhibit 6a -- Medical Base Rates (Q4 2016)

Small Group VT HIC AR42 Rate Filing - Grandfathered Business
For Effective Dates Beginning Between October 1, 2016 - December 31, 2016

Coplan	Product Type	Single	Double	Parent/Child	2T Family	3T Family	4T Family	Single Quarterly Change	Double Quarterly Change	Parent/Child Quarterly Change	2T Family Quarterly Change	3T Family Quarterly Change	4T Family Quarterly Change	Single Rate Annual Change
VEHD-01S	HDEPOagg	\$655.08	\$1,310.16	\$1,244.65	\$1,637.70	\$1,703.21	\$1,834.22	0.4%	0.4%	0.4%	0.4%	0.4%	0.4%	6.7%
VEHD-02S	HDEPOagg	\$552.76	\$1,105.52	\$1,050.24	\$1,381.90	\$1,437.18	\$1,547.73	0.4%	0.4%	0.4%	0.4%	0.4%	0.4%	6.7%
VEHD-07S	HDEPOagg	\$589.71	\$1,179.42	\$1,120.45	\$1,474.28	\$1,533.25	\$1,651.19	0.4%	0.4%	0.4%	0.4%	0.4%	0.4%	6.7%
VEHD-08S	HDEPOagg	\$527.91	\$1,055.82	\$1,003.03	\$1,319.78	\$1,372.57	\$1,478.15	0.4%	0.4%	0.4%	0.4%	0.4%	0.4%	6.7%
VEHD-09S	HDEPOagg	\$487.52	\$975.04	\$926.29	\$1,218.80	\$1,267.55	\$1,365.06	0.4%	0.4%	0.4%	0.4%	0.4%	0.4%	6.7%
VEHD-12S	HDEPOagg	\$500.65	\$1,001.30	\$951.24	\$1,251.63	\$1,301.69	\$1,401.82	0.4%	0.4%	0.4%	0.4%	0.4%	0.4%	6.7%
VEHD-14S	HDEPOagg	\$520.43	\$1,040.86	\$988.82	\$1,301.08	\$1,353.12	\$1,457.20	0.4%	0.4%	0.4%	0.4%	0.4%	0.4%	6.7%
VEHD-15S	HDEPOagg	\$480.65	\$961.30	\$913.24	\$1,201.63	\$1,249.69	\$1,345.82	0.4%	0.4%	0.4%	0.4%	0.4%	0.4%	6.7%
VEHD-17S	HDEPOagg	\$506.94	\$1,013.88	\$963.19	\$1,267.35	\$1,318.04	\$1,419.43	0.4%	0.4%	0.4%	0.4%	0.4%	0.4%	6.7%
VEHD-19	HDEPO	\$463.53	\$927.06	\$880.71	\$1,158.83	\$1,205.18	\$1,297.88	0.4%	0.4%	0.4%	0.4%	0.4%	0.4%	6.7%
VEHD-49	HDEPO	\$582.69	\$1,165.38	\$1,107.11	\$1,456.73	\$1,514.99	\$1,631.53	0.4%	0.4%	0.4%	0.4%	0.4%	0.4%	6.7%
VPHD-03S	HDEPOagg	\$465.74	\$931.48	\$884.91	\$1,164.35	\$1,210.92	\$1,304.07	0.4%	0.4%	0.4%	0.4%	0.4%	0.4%	11.4%
VPHD-04S	HDEPOagg	\$636.07	\$1,272.14	\$1,208.53	\$1,590.18	\$1,653.78	\$1,781.00	0.4%	0.4%	0.4%	0.4%	0.4%	0.4%	6.7%
VPHD-06S	HDEPOagg	\$519.05	\$1,038.10	\$986.20	\$1,297.63	\$1,349.53	\$1,453.34	0.4%	0.4%	0.4%	0.4%	0.4%	0.4%	6.7%

Exhibit 6b -- Medical Riders (Q3 2016)

Small Group VT HIC AR42 Rate Filing - Grandfathered Business
 For Effective Dates Beginning Between July 1, 2016 - September 30, 2016

Rider	Description	Product Type	Single	Double	Parent/Child	2T Family	3T Family	4T Family	Single Quarterly Change	Double Quarterly Change	Parent/Child Quarterly Change	2T Family Quarterly Change	3T Family Quarterly Change	4T Family Quarterly Change	Single Rate Annual Change
VEHD 312b	Exam & Hardware, attaches to \$1500 INN Ded	HDEPO	\$4.57	\$9.14	\$8.68	\$11.43	\$11.88	\$12.80	8.3%	8.3%	8.2%	8.3%	8.3%	8.3%	7.8%
VEHD 312c	Exam & Hardware, attaches to \$2000 INN Ded	HDEPO	\$3.79	\$7.58	\$7.20	\$9.48	\$9.85	\$10.61	8.3%	8.3%	8.3%	8.3%	8.2%	8.3%	8.0%
VEHD 312d	Exam & Hardware, attaches to \$2500 INN Ded	HDEPO	\$3.20	\$6.40	\$6.08	\$8.00	\$8.32	\$8.96	8.5%	8.5%	8.4%	8.4%	8.5%	8.5%	8.1%
VEHD 312g	Exam & Hardware, attaches to \$5000 INN Ded	HDEPO	\$1.69	\$3.38	\$3.21	\$4.23	\$4.39	\$4.73	8.3%	8.3%	8.4%	8.5%	8.1%	8.2%	8.3%
VPHD 312b	Exam & Hardware, attaches to \$1500 INN Ded	HDPPPO	\$4.57	\$9.14	\$8.68	\$11.43	\$11.88	\$12.80	8.3%	8.3%	8.2%	8.3%	8.3%	8.3%	7.8%
VPHD 312d	Exam & Hardware, attaches to \$2500 INN Ded	HDPPPO	\$3.20	\$6.40	\$6.08	\$8.00	\$8.32	\$8.96	8.5%	8.5%	8.4%	8.4%	8.5%	8.5%	8.1%
VPHD 312g	Exam & Hardware, attaches to \$5000 INN Ded	HDPPPO	\$1.69	\$3.38	\$3.21	\$4.23	\$4.39	\$4.73	8.3%	8.3%	8.4%	8.5%	8.1%	8.2%	8.3%
VHD306	60 Visits Outpatient Physical/Speech/Occupational Therapy (In/Out Of Network Cc)	HDHP	\$6.56	\$13.12	\$12.46	\$16.40	\$17.06	\$18.37	8.3%	8.3%	8.3%	8.3%	8.2%	8.2%	7.9%
VHD307	Exclusion For Elective Abortions	HDHP	(\$0.22)	(\$0.44)	(\$0.42)	(\$0.55)	(\$0.57)	(\$0.62)	10.0%	10.0%	10.5%	10.0%	9.6%	10.7%	4.8%
VHD700	Domestic Partners (Same And Opp Sex)	HDHP	\$0.00	\$0.00	\$0.00	\$0.00	\$0.00	\$0.00	N/A	N/A	N/A	N/A	N/A	N/A	N/A
VHD702	Domestic Partners (Same And Opp Sex)	HDHP	\$0.00	\$0.00	\$0.00	\$0.00	\$0.00	\$0.00	N/A	N/A	N/A	N/A	N/A	N/A	N/A
VHD510-a	Safe Harbor preventative Rx list for qualified HDHP's (VEHD-01)	HDHP	\$3.22	\$6.44	\$6.12	\$8.05	\$8.37	\$9.02	8.4%	8.4%	8.5%	8.3%	8.4%	8.4%	8.1%
VHD510-b	Safe Harbor preventative Rx list for qualified HDHP's (VEHD-02)	HDHP	\$6.26	\$12.52	\$11.89	\$15.65	\$16.28	\$17.53	8.3%	8.3%	8.3%	8.3%	8.3%	8.3%	8.1%
VHD510-c	Safe Harbor preventative Rx list for qualified HDHP's (VPHD-03)	HDHP	\$6.72	\$13.44	\$12.77	\$16.80	\$17.47	\$18.82	8.4%	8.4%	8.4%	8.4%	8.4%	8.4%	8.0%
VHD510-d	Safe Harbor preventative Rx list for qualified HDHP's (VPHD-04)	HDHP	\$3.03	\$6.06	\$5.76	\$7.58	\$7.88	\$8.48	8.2%	8.2%	8.3%	8.3%	8.2%	8.2%	8.0%
VHD510-f	Safe Harbor preventative Rx list for qualified HDHP's (VPHD-06)	HDHP	\$4.33	\$8.66	\$8.23	\$10.83	\$11.26	\$12.12	8.3%	8.3%	8.3%	8.3%	8.3%	8.2%	8.0%
VHD510-g	Safe Harbor preventative Rx list for qualified HDHP's (VEHD-07)	HDHP	\$2.79	\$5.58	\$5.30	\$6.98	\$7.25	\$7.81	8.1%	8.1%	8.2%	8.2%	8.0%	8.2%	7.7%
VHD510-h	Safe Harbor preventative Rx list for qualified HDHP's (VEHD-08)	HDHP	\$4.18	\$8.36	\$7.94	\$10.45	\$10.87	\$11.70	8.3%	8.3%	8.3%	8.3%	8.3%	8.2%	8.0%
VHD510-i	Safe Harbor preventative Rx list for qualified HDHP's (VEHD-09)	HDHP	\$4.00	\$8.00	\$7.60	\$10.00	\$10.40	\$11.20	8.4%	8.4%	8.4%	8.3%	8.4%	8.4%	8.1%
VHD510-l	Safe Harbor preventative Rx list for qualified HDHP's (VEHD-12)	HDHP	\$4.17	\$8.34	\$7.92	\$10.43	\$10.84	\$11.68	8.3%	8.3%	8.2%	8.3%	8.3%	8.3%	8.0%
VHD510-n	Safe Harbor preventative Rx list for qualified HDHP's (VEHD-14)	HDHP	\$3.18	\$6.36	\$6.04	\$7.95	\$8.27	\$8.90	8.2%	8.2%	8.1%	8.2%	8.2%	8.1%	7.8%
VHD510-o	Safe Harbor preventative Rx list for qualified HDHP's (VEHD-15)	HDHP	\$3.79	\$7.58	\$7.20	\$9.48	\$9.85	\$10.61	8.3%	8.3%	8.3%	8.3%	8.2%	8.3%	8.0%
VHD510-q	Safe Harbor preventative Rx list for qualified HDHP's (VEHD-17)	HDHP	\$4.30	\$8.60	\$8.17	\$10.75	\$11.18	\$12.04	8.3%	8.3%	8.4%	8.3%	8.3%	8.3%	8.0%
VHD510-s	Safe Harbor preventative Rx list for qualified HDHP's (VEHD-19)	HDHP	\$6.24	\$12.48	\$11.86	\$15.60	\$16.22	\$17.47	8.3%	8.3%	8.4%	8.3%	8.3%	8.3%	8.1%
VHD510-aj	Safe Harbor preventative Rx list for qualified HDHP's (VEHD-49)	HDHP	\$6.96	\$13.92	\$13.22	\$17.40	\$18.10	\$19.49	8.2%	8.2%	8.2%	8.2%	8.3%	8.3%	7.9%
VHD316	Disposable Medical Supplies	HDHP	\$0.93	\$1.86	\$1.77	\$2.33	\$2.42	\$2.60	8.1%	8.1%	8.6%	8.4%	8.0%	7.9%	6.9%
VHDC317	Changes Contract Yr To Calendar Year	HDHP	\$0.00	\$0.00	\$0.00	\$0.00	\$0.00	\$0.00	N/A	N/A	N/A	N/A	N/A	N/A	N/A
VHDC343	Gym Membership Reimbursement - \$300 Maximum per Subscriber	HDHP	\$3.83	\$7.66	\$7.28	\$9.58	\$9.96	\$10.72	0.0%	0.0%	0.0%	0.0%	0.0%	0.0%	0.0%
VHDC344	Youth Sports Reimbursement - \$300 Maximum per Subscriber	HDHP	\$0.98	\$1.96	\$1.86	\$2.45	\$2.55	\$2.74	0.0%	0.0%	0.0%	0.0%	0.0%	0.0%	0.0%
VHDC345	Weight Loss Program Reimbursement - \$100 Maximum per Subscriber	HDHP	\$0.31	\$0.62	\$0.59	\$0.78	\$0.81	\$0.87	0.0%	0.0%	0.0%	0.0%	0.0%	0.0%	0.0%

Exhibit 6b -- Medical Riders (Q4 2016)

Small Group VT HIC AR42 Rate Filing - Grandfathered Business
 For Effective Dates Beginning Between October 1, 2016 - December 31, 2016

Rider	Description	Product Type	Single	Double	Parent/Child	2T Family	3T Family	4T Family	Single Quarterly Change	Double Quarterly Change	Parent/Child Quarterly Change	2T Family Quarterly Change	3T Family Quarterly Change	4T Family Quarterly Change	Single Rate Annual Change
VEHD 312b	Exam & Hardware, attaches to \$1500 INN Ded	HDEPO	\$4.59	\$9.18	\$8.72	\$11.48	\$11.93	\$12.85	0.4%	0.4%	0.5%	0.4%	0.4%	0.4%	6.5%
VEHD 312c	Exam & Hardware, attaches to \$2000 INN Ded	HDEPO	\$3.81	\$7.62	\$7.24	\$9.53	\$9.91	\$10.67	0.5%	0.5%	0.6%	0.5%	0.6%	0.6%	6.7%
VEHD 312d	Exam & Hardware, attaches to \$2500 INN Ded	HDEPO	\$3.21	\$6.42	\$6.10	\$8.03	\$8.35	\$8.99	0.3%	0.3%	0.3%	0.4%	0.4%	0.3%	6.6%
VEHD 312g	Exam & Hardware, attaches to \$5000 INN Ded	HDEPO	\$1.70	\$3.40	\$3.23	\$4.25	\$4.42	\$4.76	0.6%	0.6%	0.6%	0.5%	0.7%	0.6%	6.9%
VPHD 312b	Exam & Hardware, attaches to \$1500 INN Ded	HDPPPO	\$4.59	\$9.18	\$8.72	\$11.48	\$11.93	\$12.85	0.4%	0.4%	0.5%	0.4%	0.4%	0.4%	6.5%
VPHD 312d	Exam & Hardware, attaches to \$2500 INN Ded	HDPPPO	\$3.21	\$6.42	\$6.10	\$8.03	\$8.35	\$8.99	0.3%	0.3%	0.3%	0.4%	0.4%	0.3%	6.6%
VPHD 312g	Exam & Hardware, attaches to \$5000 INN Ded	HDPPPO	\$1.70	\$3.40	\$3.23	\$4.25	\$4.42	\$4.76	0.6%	0.6%	0.6%	0.5%	0.7%	0.6%	6.9%
VHD306	60 Visits Outpatient Physical/Speech/Occupational Therapy (In/Out Of Network C	HDHP	\$6.59	\$13.18	\$12.52	\$16.48	\$17.13	\$18.45	0.5%	0.5%	0.5%	0.5%	0.4%	0.4%	6.6%
VHD307	Exclusion For Elective Abortions	HDHP	(\$0.22)	(\$0.44)	(\$0.42)	(\$0.55)	(\$0.57)	(\$0.62)	0.0%	0.0%	0.0%	0.0%	0.0%	0.0%	4.8%
VHD700	Domestic Partners (Same And Opp Sex)	HDHP	\$0.00	\$0.00	\$0.00	\$0.00	\$0.00	\$0.00	N/A	N/A	N/A	N/A	N/A	N/A	N/A
VHD702	Domestic Partners (Same And Opp Sex)	HDHP	\$0.00	\$0.00	\$0.00	\$0.00	\$0.00	\$0.00	N/A	N/A	N/A	N/A	N/A	N/A	N/A
VHD510-a	Safe Harbor preventative Rx list for qualified HDHP's (VEHD-01)	HDHP	\$3.23	\$6.46	\$6.14	\$8.08	\$8.40	\$9.04	0.3%	0.3%	0.3%	0.4%	0.4%	0.2%	6.6%
VHD510-b	Safe Harbor preventative Rx list for qualified HDHP's (VEHD-02)	HDHP	\$6.29	\$12.58	\$11.95	\$15.73	\$16.35	\$17.61	0.5%	0.5%	0.5%	0.5%	0.4%	0.5%	6.8%
VHD510-c	Safe Harbor preventative Rx list for qualified HDHP's (VPHD-03)	HDHP	\$6.75	\$13.50	\$12.83	\$16.88	\$17.55	\$18.90	0.4%	0.4%	0.5%	0.5%	0.4%	0.6%	6.6%
VHD510-d	Safe Harbor preventative Rx list for qualified HDHP's (VPHD-04)	HDHP	\$3.04	\$6.08	\$5.78	\$7.60	\$7.90	\$8.51	0.3%	0.3%	0.3%	0.3%	0.4%	0.4%	6.7%
VHD510-f	Safe Harbor preventative Rx list for qualified HDHP's (VPHD-06)	HDHP	\$4.35	\$8.70	\$8.27	\$10.88	\$11.31	\$12.18	0.5%	0.5%	0.5%	0.5%	0.4%	0.5%	6.6%
VHD510-g	Safe Harbor preventative Rx list for qualified HDHP's (VEHD-07)	HDHP	\$2.80	\$5.60	\$5.32	\$7.00	\$7.28	\$7.84	0.4%	0.4%	0.4%	0.3%	0.4%	0.4%	6.5%
VHD510-h	Safe Harbor preventative Rx list for qualified HDHP's (VEHD-08)	HDHP	\$4.20	\$8.40	\$7.98	\$10.50	\$10.92	\$11.76	0.5%	0.5%	0.5%	0.5%	0.5%	0.5%	6.6%
VHD510-i	Safe Harbor preventative Rx list for qualified HDHP's (VEHD-09)	HDHP	\$4.02	\$8.04	\$7.64	\$10.05	\$10.45	\$11.26	0.5%	0.5%	0.5%	0.5%	0.5%	0.5%	6.9%
VHD510-l	Safe Harbor preventative Rx list for qualified HDHP's (VEHD-12)	HDHP	\$4.19	\$8.38	\$7.96	\$10.48	\$10.89	\$11.73	0.5%	0.5%	0.5%	0.5%	0.5%	0.4%	6.6%
VHD510-n	Safe Harbor preventative Rx list for qualified HDHP's (VEHD-14)	HDHP	\$3.19	\$6.38	\$6.06	\$7.98	\$8.29	\$8.93	0.3%	0.3%	0.3%	0.4%	0.2%	0.3%	6.3%
VHD510-o	Safe Harbor preventative Rx list for qualified HDHP's (VEHD-15)	HDHP	\$3.81	\$7.62	\$7.24	\$9.53	\$9.91	\$10.67	0.5%	0.5%	0.6%	0.5%	0.6%	0.6%	6.7%
VHD510-q	Safe Harbor preventative Rx list for qualified HDHP's (VEHD-17)	HDHP	\$4.32	\$8.64	\$8.21	\$10.80	\$11.23	\$12.10	0.5%	0.5%	0.5%	0.5%	0.4%	0.5%	6.7%
VHD510-s	Safe Harbor preventative Rx list for qualified HDHP's (VEHD-19)	HDHP	\$6.27	\$12.54	\$11.91	\$15.68	\$16.30	\$17.56	0.5%	0.5%	0.5%	0.5%	0.4%	0.5%	6.8%
VHD510-aj	Safe Harbor preventative Rx list for qualified HDHP's (VEHD-49)	HDHP	\$6.99	\$13.98	\$13.28	\$17.48	\$18.17	\$19.57	0.4%	0.4%	0.5%	0.5%	0.4%	0.4%	6.6%
VHD316	Disposable Medical Supplies	HDHP	\$0.93	\$1.86	\$1.77	\$2.33	\$2.42	\$2.60	0.0%	0.0%	0.0%	0.0%	0.0%	0.0%	5.7%
VHDC317	Changes Contract Yr To Calendar Year	HDHP	\$0.00	\$0.00	\$0.00	\$0.00	\$0.00	\$0.00	N/A	N/A	N/A	N/A	N/A	N/A	N/A
VHDC343	Gym Membership Reimbursement - \$300 Maximum per Subscriber	HDHP	\$3.83	\$7.66	\$7.28	\$9.58	\$9.96	\$10.72	0.0%	0.0%	0.0%	0.0%	0.0%	0.0%	0.0%
VHDC344	Youth Sports Reimbursement - \$300 Maximum per Subscriber	HDHP	\$0.98	\$1.96	\$1.86	\$2.45	\$2.55	\$2.74	0.0%	0.0%	0.0%	0.0%	0.0%	0.0%	0.0%
VHDC345	Weight Loss Program Reimbursement - \$100 Maximum per Subscriber	HDHP	\$0.31	\$0.62	\$0.59	\$0.78	\$0.81	\$0.87	0.0%	0.0%	0.0%	0.0%	0.0%	0.0%	0.0%



Consumer Disclosure about Proposed Health Insurance Rate Increase VT 2016 3Q/4Q SG Grandfathered Rate Filing

MVP Health Insurance Co. is a health care payer operating in Vermont and New York. MVP's mission is to provide high quality and affordable health care with a focus on wellness to our members.

MVP must obtain approval from the Green Mountain Care Board for the health insurance premium rates charged. MVP files annual premium rates for the Exchange which are guaranteed for 12 months. This rate filing seeks approval of MVP's 2016 Small Group Grandfathered rates (effective dates of coverage beginning between July 1, 2016 and December 31, 2016).

The premium rates filed reflect MVP's current estimate of the cost to provide health insurance for that coverage period. The filed premium rates may be higher or lower than the previously filed premium rates; however, premium rates generally increase over time. Increases in premium rates are driven by many factors including increases in use of medical services by the insured population, increases in hospital and physician required charges for medical care, increases in prescription drug costs, expanded covered services due to government mandates, fees and assessments charged by the government to insurers, and the exit of healthier individuals from the insurance marketplace as the cost of insurance increases.

The proposed rates reflect an average rate adjustment to prior rates of 9.3% for policies renewing in the third quarter of 2016 and 7.9% for policies renewing in the fourth quarter of 2016. The increases range from 9.3% to 14.1% in the third quarter and from 7.9% to 12.7% in the fourth quarter. There are 255 policyholders, 1,072 subscribers and 1,950 members impacted by this rate filing.

Certification of Compliance

I hereby certify that I have reviewed the applicable filing requirements for this filing and the filing complies with all applicable statutory and regulatory provisions for the state of Vermont.

Print Name: Karla Austen **Title:** Chief Financial Officer & Executive Vice President

Signature: 

Date: 02/05/16



625 State Street, PO Box 2207
 Schenectady, NY 12301-2207
 mvphhealthcare.com

March 2, 2016

Ms. Jacqueline Lee, F.S.A., M.A.A.A
 Lewis & Ellis, Inc.
 P.O. Box 851857
 Richardson, TX 75085

Re: 3Q/4Q 2016 Small Group HIC Grandfathered rate filing
 SERFF Tracking #: MVPH-130435575

Dear Ms. Lee:

This letter is in response to your correspondence received 02/22/16 regarding the above mentioned rate filing. The verbal responses to your questions are provided below and any numerical examples are included in the attached excel workbook with tabs corresponding to each numbered question.

1. The experience periods used in the previous 3Q/4Q filing for this block was the twelve-month period beginning in September 2013. In this filing, the experience period is the twelve-month period beginning with November, resulting in only two months of run-out. Explain why the methodology has changed for this filing.

Response: MVP prefers to use its most current data available to set premium rates, and the FFS medical claims for the experience period are 98.0% complete with two months of run-out which indicates there should be minimal fluctuation in the claim estimate if additional run-out were added. Because MVP anticipates minimal fluctuation in the incurred estimate with additional months of run-out added, we chose to use an experience period data set with only two months of run-out rather than three months of run-out which were used in the 3Q 2015 filing.

2. Provide quantitative support for the assumed IBNR adjustment of approximately 2%.

Response: Please see the following table which reflects paid and incurred claims by month over the experience period taken from MVP's December 2015 VT AR42 IBNR Model. Note that MVP's INBR model for VT AR42 business is not broken out by Small Group vs Large Group. As a result, the paid and incurred claims shown will not validate to the paid and incurred claims shown in the rate filing.

Incurring Month	Paid Claims	Incurred Claims	IBNR Factor
201510	\$1,696,340	\$1,886,213	1.112
201509	\$2,055,488	\$2,147,714	1.045
201508	\$1,936,821	\$1,999,338	1.032
201507	\$1,937,213	\$1,980,241	1.022
201506	\$1,559,478	\$1,583,332	1.015
201505	\$1,482,907	\$1,498,605	1.011
201504	\$1,531,224	\$1,542,477	1.007
201503	\$1,823,645	\$1,832,562	1.005
201502	\$1,696,270	\$1,701,081	1.003
201501	\$1,835,827	\$1,838,680	1.002
201412	\$2,965,053	\$2,968,041	1.001
201411	\$2,778,684	\$2,780,299	1.001
Total	\$23,298,950	\$23,758,581	1.020



625 State Street, PO Box 2207
Schenectady, NY 12301-2207
mvphhealthcare.com

3. The development of the medical trend factors does not appear to be internally consistent. Given that hospital costs are projected to increase significantly relative to physician costs in 2015 and 2016, why is the assumed distribution of claims between these categories the same for all years?

Response: MVP agrees with L&E's proposed methodology and will use this approach in subsequent filings. Please see the attached excel file which recalculates the annualized medical trend using revised service category weightings. MVP estimates that using the revised methodology would result in a \$0.46 PMPM increase to the Gross Claim Cost PMPM on Exhibit 3a of the rate filing.

4. It appears that MVP has assumed 2017 medical trend will be the same as 2016 medical trend. Justify this assumption. Are there no 2017 provider contracts negotiated at this time?

Response: When MVP began the rate filing process for this block, the actuarial department reached out to the contracting department to obtain any details on 2017 contracts. As of the date filed, there were no updates on 2017 contracts and the trend in 2017 reflects our best estimate of contracts for 2017. MVP expects to have updated 2017 contract details for the Exchange filing.

5. Do the Rx trends (e.g. 13.5% for Brand 2017 cost trend) provided by the PBM reflect MVP's Rx experience, or are they based on nationwide average projections?

Response: MVP continues to work with its PBM to obtain MVP-specific Rx trends. The trends in the rate filing continue to be nationwide average projections. We expect to have trends reflecting MVP's actual experience for the Exchange filing in May.

6. Plan benefits are a significant driver of cost. How were changes in distribution by plan, including the retirement of plan VEHD-03S, considered in the rate development? We would anticipate that removing a plan would have an impact on PMPM costs.

Response: MVP does not remove retired plans from its experience period data and also does not reflect changes in enrollment distribution by plan when deriving premium rate changes. Removing plans would decrease the credibility of the block, and because the premium rate change is derived by comparing the projected gross claims to the current revenue on file, there is no need to make an adjustment for plans retiring. It is expected that claims and premium for members transitioning out of plan VEHD-03S would move in tandem as we are comfortable with the current premium rate slope.

7. The rate increase figure of 9.6% for 3Q16 is based on comparing to a value of \$410.94 labeled 'Projected Revenue Collected at Q2 2016 Rate Level.' How was this value calculated?

- a. Is this value on a PMPM basis, or a contract basis?
- b. Does this calculation assume the experience enrollment distribution (by tier, plan, etc.) or the current snapshot?



625 State Street, PO Box 2207
Schenectady, NY 12301-2207
mvphhealthcare.com

Response:

The "Projected Revenue Collected at the Q2 2016 Rate Level" is computed on a PMPM basis and reflects the gross claim cost for each benefit from the Q2 2016 rate filing weighted by experience period membership. Experience period enrollment is used for weighting purposes because the claim projection reflects the same enrollment and benefit mix as the revenue projection. A PMPM is being computed because the claim projection is also on a PMPM basis. Using the experience period enrollment/benefit mix and the projected revenue at the current rate level on a PMPM basis creates an apples-to-apples comparison of the claim projection to the projected revenue to derive the required rate change.

8. The proposed rate increase of 9.6% appears not to include the entire rate increase, due to the 4.5% additional increase on plan VPHD-03. Provide the total average rate increase.

Response: Over the experience period, only 0.6% of MVP's membership was enrolled in plan VPHD-03S. Due to how few members were enrolled in this plan over the experience period, the proposed rate increase does not change after accounting for the additional 4.5% when rounded to 3 decimal places. Note there are only 9 members enrolled in this plan as of January 2016 and the current snapshot rate increase is also unchanged when rounded to 3 decimal places.

9. As noted in the actuarial memorandum, Bill H559 has been in effect since before the experience period for this filing. Why are experience period claims being adjusted for the "Impact of Bill H559"?

Response: MVP and its PBM are still having issues administering Bill H559, particularly for HDHPs where the deductible and OOP accumulators need to be synced between MVP and the PBM. Over the experience period, there were members with cost sharing exceeding \$1,300 and MVP is making manual check payments to these members. Because MVP is still reimbursing members outside of our claim system for these anomalies, it is necessary to reflect the payments in our rates.

If you have any questions or require any additional information, please contact me at 518-388-2483.

Sincerely,

A handwritten signature in black ink that reads "Matthew Lombardo".

Matthew Lombardo, FSA, MAAA
Associate Director, Actuarial Services
MVP Health Care

Comparison of Allowed Trends Using Updated Methodology

Small Group VT HIC AR42 Rate Filing - Grandfathered Business
 For Effective Dates Beginning Between July 1, 2016 - September 30, 2016

Experience Period:	November 1, 2014 - October 31, 2015
Rating Period:	July 1, 2016 - June 30, 2017

Months of Trend	2015	2016	2017	Total
	2	12	6	20

Medical Trend Summary

2015 Annual Trend

	% of Allowed Claims	Unit Cost	Utilization	Total	Actual Trend
IP	17.2%	5.3%	0.0%	5.3%	1.009
OP and Other Med	50.4%	4.7%	0.0%	4.7%	1.008
PHY	32.5%	2.9%	0.0%	2.9%	1.005
Medical Total		4.2%	0.0%	4.2%	

2016 Annual Trend

	% of Allowed Claims	Unit Cost	Utilization	Total	Actual Trend
IP	17.2%	5.1%	0.0%	5.1%	1.051
OP and Other Med	50.4%	4.0%	0.0%	4.0%	1.040
PHY	32.4%	0.0%	0.0%	0.0%	1.000
Medical Total		2.9%	0.0%	2.9%	

2017 Annual Trend

	% of Allowed Claims	Unit Cost	Utilization	Total
IP	17.6%	5.1%	0.0%	5.1%
OP and Other Med	51.0%	4.0%	0.0%	4.0%
PHY	31.5%	0.0%	0.0%	0.0%
Medical Total		2.9%	0.0%	3.0%

Rate Filing	
Annualized Trend	3.0%
Updated Annualized Trend	3.1%
Change in Annualized Trend	0.03%



625 State Street, PO Box 2207
Schenectady, NY 12301-2207
mvphealthcare.com

March 15, 2016

Ms. Jacqueline Lee, F.S.A., M.A.A.A
Lewis & Ellis, Inc.
P.O. Box 851857
Richardson, TX 75085

Re: 3Q/4Q 2016 Small Group HIC Grandfathered rate filing
SERFF Tracking #: MVPH-130435575

Dear Ms. Lee:

This letter is in response to your correspondence received 03/09/16 regarding the above mentioned rate filing. The verbal responses to your questions are provided below.

1. *Regarding prescription drug trends:*

- a. *In prior filings, MVP has indicated that the PBM provides not simply “Best Estimates” of drug trends, but also “High Estimates” and “Low Estimates”. Do the proposed trends in this filing represent the low, best, or high trends from the PBM?*

Response: MVP used the low estimate from the PBM for all years projected in the filing.

- b. *In reference to the 3Q/4Q 2015 Large Group filing, (SERFF # MVPH-129877690), MVP stated that once adequate data had been accumulated, its new PBM would be providing trend forecasts that reflect MVP’s utilization characteristics (rather than nationwide averages.) The PBM should now have just over a year of data. Why is this data not being used in developing trend forecasts?*

Response: MVP’s discussions with the PBM regarding line of business specific trends are currently ongoing. As stated in the previous objection, MVP intends to have these trends available for the 2017 Exchange filing.

- c. *Provide an exhibit comparing the current PBM’s past trend projections to actual observed trends for at least three years.*

Response: Please see the following table, which represents the PBM’s most recent trend projections (in low-med-high format) by Rx category since MVP’s contract with the current PBM began (for the 2015 filings).

PBM Projected Trends by Rx Category

Time Period	Generic	Brand	Specialty
2014/2013	8.7%-9.7%-10.2%	1.5%-2.3%-3.2%	27.6%-29.3%-33.8%
2015/2014	7.8%-9.3%-11.0%	0.6%-3.3%-6.6%	21.8%-28.0%-33.9%
2016/2015	5.2%-7.1%-9.1%	8.5%-10.9%-13.8%	18.7%-25.2%-26.4%



625 State Street, PO Box 2207
Schenectady, NY 12301-2207
mvphealthcare.com

The next table shows year-over-year trends for MVP's small group Vermont HIC HDHP grandfathered block of business, split by Rx category. Please note that this data is through December 2015, so the 2015/2014 trends will not tie out to the Rolling 12 exhibits provided with the rate filing. Note that because MVP only has projected trends from its PBM back to 2014, there are two years of actual to observed Rx trends provided.

MVP Small Group VT HDHP Actual Trends			
Time Period	Generic	Brand	Specialty
2014/2013	-1.8%	-3.8%	38.7%
2015/2014	12.1%	9.4%	78.6%

If you have any questions or require any additional information, please contact me at 518-388-2483.

Sincerely,

Matthew Lombardo, FSA, MAAA
Associate Director, Actuarial Services
MVP Health Care

SERFF Tracking #:

MVPH-130435575

State Tracking #:**Company Tracking #:****State:**

VermontGMCB

Filing Company:

MVP Health Insurance Company

TOI/Sub-TOI:

H16G Group Health - Major Medical/H16G.003A Small Group Only - PPO

Product Name:

VT SG Grandfathered 3Q/4Q 2016

Project Name/Number:

/

Superseded Schedule Items

Please note that all items on the following pages are items, which have been replaced by a newer version. The newest version is located with the appropriate schedule on previous pages. These items are in date order with most recent first.

Creation Date	Schedule Item Status	Schedule	Schedule Item Name	Replacement Creation Date	Attached Document(s)
02/05/2016		Supporting Document	Actuarial Memorandum	05/11/2016	Impact of Membership Growth_Decline on Experience Pd Claims.pdf VT SG HIC GF Q3 & Q4 2016 Rate Filing- SERFF.pdf (Superceded) Rolling 12 Medical and Rx Data - SG HDHP.xlsx Rolling 12 Medical and Rx Data - SG HDHP.pdf Impact of Membership Growth_Decline on Experience Pd Claims.xlsx 3Q 2016 ACT MEMO HIC Small Group.pdf VT SG HIC GF Q3 & Q4 2016 Rate Filing- SERFF.xlsx (Superceded)

SERFF Tracking #:

MVPH-130435575

State Tracking #:

Company Tracking #:

State:

VermontGMCB

Filing Company:

MVP Health Insurance Company

TOI/Sub-TOI:

H16G Group Health - Major Medical/H16G.003A Small Group Only - PPO

Product Name:

VT SG Grandfathered 3Q/4Q 2016

Project Name/Number:

/

Attachment VT SG HIC GF Q3 & Q4 2016 Rate Filing- SERFF.xlsx is not a PDF document and cannot be reproduced here.



MVP Health Care -- Q3 & Q4 2016 SG HIC Grandfathered Rate Filing

Small Group VT HIC AR42 Rate Filing - Grandfathered Business
For Effective Dates Beginning Between July 1, 2016 - December 31, 2016

- Exhibit 1 -- Summary of Medical Coplans Offered
- Exhibit 2a -- Pricing Trend Assumptions Q3 2016
- Exhibit 2b -- Rx Trend Projection Q3 2016
- Exhibit 2c -- Pricing Trend Assumptions Q4 2016
- Exhibit 2d -- Rx Trend Projection Q4 2016
- Exhibit 3a -- Claim Projection and Proposed Single Rate Change Q3 2016
- Exhibit 3b -- Claim Projection and Proposed Single Rate Change Q4 2016
- Exhibit 4 -- Conversion Factor and Tier Ratios
- Exhibit 5 -- Retention Loads and Paid Claim Surcharges
- Exhibit 6a -- Medical Base Rates
- Exhibit 6b -- Medical Riders

Exhibit 1 -- Summary of Medical Coplans Offered

Small Group VT HIC AR42 Rate Filing - Grandfathered Business
 For Effective Dates Beginning Between July 1, 2016 - December 31, 2016

Coplan	Product Type	In-Network Benefits										Out-of-Network Benefits			Pharmacy
		PCP	SCP	IP (Med/Surg)	ER	OP Surg	DME	Amb	Ded	Coins.	OOP Max	Coins	Ded	OOP Max	
VEHD-01S	HDEPOagg	\$0	\$0	\$0	\$0	\$0	0%	\$0	\$1,500	0%	\$2,500	N/A	N/A	N/A	\$10/\$30/\$50
VEHD-02S	HDEPOagg	\$0	\$0	\$0	\$0	\$0	0%	\$0	\$2,500	0%	\$3,500	N/A	N/A	N/A	\$10/\$30/\$50
VEHD-07S	HDEPOagg	20%	20%	20%	20%	20%	20%	20%	\$1,500	20%	\$3,000	N/A	N/A	N/A	20%/20%/40%
VEHD-08S	HDEPOagg	20%	20%	20%	20%	20%	20%	20%	\$2,000	20%	\$4,000	N/A	N/A	N/A	20%/20%/40%
VEHD-09S	HDEPOagg	20%	20%	20%	20%	20%	20%	20%	\$2,500	20%	\$5,000	N/A	N/A	N/A	20%/20%/40%
VEHD-12S	HDEPOagg	10%	10%	10%	10%	10%	10%	10%	\$2,500	10%	\$5,000	N/A	N/A	N/A	50%
VEHD-14S	HDEPOagg	20%	20%	20%	20%	20%	20%	20%	\$2,000	20%	\$4,000	N/A	N/A	N/A	50%
VEHD-15S	HDEPOagg	20%	20%	20%	20%	20%	20%	20%	\$2,500	20%	\$5,000	N/A	N/A	N/A	50%
VEHD-17S	HDEPOagg	\$30	\$50	\$500	\$150	\$200	50%	\$150	\$2,500	0%	\$5,000	N/A	N/A	N/A	\$10/\$30/\$50
VEHD-19	HDEPO	\$0	\$0	\$0	\$0	\$0	0%	\$0	\$5,000	0%	\$5,000	N/A	N/A	N/A	\$0 after Deductible
VEHD-49	HDEPO	\$0	\$0	\$0	\$0	\$0	0%	\$0	\$2,600	0%	\$3,600	N/A	N/A	N/A	\$10/\$30/\$50
VPHD-03S	HDEPOagg	\$0	\$0	\$0	\$0	\$0	0%	\$0	\$5,000	0%	\$5,000	20%	\$10,000	\$20,000	\$0 after Deductible
VPHD-04S	HDEPOagg	10%	10%	10%	10%	10%	10%	10%	\$1,500	10%	\$3,000	30%	\$3,000	\$6,000	10%/10%/30%
VPHD-06S	HDEPOagg	10%	10%	10%	10%	10%	10%	10%	\$2,500	10%	\$5,000	30%	\$5,000	\$10,000	10%/10%/30%

Exhibit 2 -- Pricing Trend Assumptions

Small Group VT HIC AR42 Rate Filing - Grandfathered Business
For Effective Dates Beginning Between July 1, 2016 - September 30, 2016

Experience Period:	November 1, 2014 - October 31, 2015
Rating Period:	July 1, 2016 - June 30, 2017

Medical Trend Summary

2015 Annual Trend

	% of Allowed Claims	Unit Cost	Utilization	Total
IP	17.2%	5.3%	0.0%	5.3%
OP and Other Med	50.4%	4.7%	0.0%	4.7%
PHY	32.5%	2.9%	0.0%	2.9%
Medical Total		4.2%	0.0%	4.2%

2016 Annual Trend

	% of Allowed Claims	Unit Cost	Utilization	Total
IP	17.2%	5.1%	0.0%	5.1%
OP and Other Med	50.4%	4.0%	0.0%	4.0%
PHY	32.5%	0.0%	0.0%	0.0%
Medical Total		2.9%	0.0%	2.9%

2017 Annual Trend

	% of Allowed Claims	Unit Cost	Utilization	Total
IP	17.2%	5.1%	0.0%	5.1%
OP and Other Med	50.4%	4.0%	0.0%	4.0%
PHY	32.5%	0.0%	0.0%	0.0%
Medical Total		2.9%	0.0%	2.9%

Leveraging Impact - Small Group HDHP Fee-For-Service Medical Claims

	Allowed	Coinsurance	Copay	Deductible	Paid*
Experience Period:	\$407.89	\$1.32	\$0.04	\$83.61	\$322.92
20 Months of Trend:	1.051	1.051	1.000	1.018	1.060
Projection Period:	\$428.69	\$1.39	\$0.04	\$85.12	\$342.14
Allowed Trend (Annual)	3.0%				
Paid Trend (Annual)	3.5%				
Leveraging (Annual)	0.5%				

*Ignores impact of removing high cost claims and replacing with pooling charge. Paid projection will not tie out to FFS claim projection on Tab 3 unless these adjustments are taken into account.

Rx Trend Summary

	2015 Trend		2016 Trend		2017 Trend	
	Unit Cost	Utilization	Unit Cost	Utilization	Unit Cost	Utilization
Generic	4.3%	3.4%	3.0%	2.2%	3.0%	2.4%
Brand	13.5%	-11.4%	13.5%	-4.4%	13.5%	-6.0%
Specialty	16.0%	5.0%	12.0%	6.0%	12.0%	4.0%

Exhibit 2b -- Rx Trend Development - HDHP
--

Small Group VT HIC AR42 Rate Filing - Grandfathered Business
For Effective Dates Beginning Between July 1, 2016 - September 30, 2016

Experience Period: November 1, 2014 - October 31, 2015
Member Months: 25,849

Rx Claim Information	Generic	Brand	Specialty	Total
Experience Period Scripts / 1000	7,805	767	88	8,659
Experience Period Allowed Cost per Script	\$20.27	\$192.64	\$2,993.25	\$65.66
Experience Period Allowed PMPM	\$13.18	\$12.31	\$21.89	\$47.38
Experience Period Deductible PMPM	\$5.99	\$4.07	\$1.50	\$11.56
Experience Period Copay PMPM	\$1.10	\$0.66	\$0.06	\$1.82
Experience Period Coinsurance PMPM	\$0.08	\$0.32	\$0.12	\$0.53
Experience Period Cost Sharing PMPM	\$7.17	\$5.05	\$1.69	\$13.91
Experience Period Paid PMPM	\$6.01	\$7.26	\$20.20	\$33.47
Annual Util Trend	1.024	0.944	1.053	1.017
Annual Unit Cost Trend	1.031	1.135	1.124	1.101
Annual Deductible Trend	1.011	1.011	1.011	1.011
Annual Paid Trend	1.104	1.116	1.196	1.163
Months of Trend to Q3 2016*	20	20	20	20
Projected Scripts / 1000 as of Q3 2016	8,113	697	96	8,905
Projected Allowed Cost per Script as of Q3 2016	\$21.34	\$237.90	\$3,636.75	\$77.10
Projected Allowed PMPM as of Q3 2016	\$14.42	\$13.82	\$28.98	\$57.22
Projected Deductible PMPM	\$6.10	\$4.14	\$1.53	\$11.77
Projected Copay PMPM	\$1.14	\$0.60	\$0.07	\$1.81
Projected Coinsurance PMPM	\$0.09	\$0.36	\$0.16	\$0.61
Projected Cost Sharing PMPM as of Q3 2016	\$7.33	\$5.10	\$1.76	\$14.20
Projected Paid PMPM as of Q3 2016	\$7.10	\$8.71	\$27.22	\$43.02

Exhibit 2c -- Pricing Trend Assumptions 2Q

Small Group VT HIC AR42 Rate Filing - Grandfathered Business
For Effective Dates Beginning Between October 1, 2016 - December 31, 2016

Experience Period:	November 1, 2014 - October 31, 2015
Rating Period [^] :	October 1, 2016 - September 30, 2017

[^] Reflects Q4 2016 rating period

Medical Trend Summary

2015 Annual Trend

	% of Allowed Claims	Unit Cost	Utilization	Total
IP	17.2%	5.3%	0.0%	5.3%
OP and Other Med	50.4%	4.7%	0.0%	4.7%
PHY	32.5%	2.9%	0.0%	2.9%
Medical Total		4.2%	0.0%	4.2%

2016 Annual Trend

	% of Allowed Claims	Unit Cost	Utilization	Total
IP	17.2%	5.1%	0.0%	5.1%
OP and Other Med	50.4%	4.0%	0.0%	4.0%
PHY	32.5%	0.0%	0.0%	0.0%
Medical Total		2.9%	0.0%	2.9%

2017 Annual Trend

	% of Allowed Claims	Unit Cost	Utilization	Total
IP	17.2%	5.1%	0.0%	5.1%
OP and Other Med	50.4%	4.0%	0.0%	4.0%
PHY	32.5%	0.0%	0.0%	0.0%
Medical Total		2.9%	0.0%	2.9%

Leveraging Impact - Small Group HDHP Fee-For-Service Medical Claims

	Allowed	Coinsurance	Copay	Deductible	Paid*
Experience Period:	\$407.89	\$1.32	\$0.04	\$83.61	\$322.92
23 Months of Trend:	1.059	1.059	1.000	1.021	1.068
Projection Period:	\$431.77	\$1.40	\$0.04	\$85.36	\$344.97
Allowed Trend (Annual)	3.0%				
Paid Trend (Annual)	3.5%				
Leveraging (Annual)	0.5%				

*Ignores impact of removing high cost claims and replacing with pooling charge. Paid projection will not tie out to FFS claim projection on Tab 3 unless these adjustments are taken into account.

Rx Trend Summary

	2015 Trend		2016 Trend		2017 Trend	
	Unit Cost	Utilization	Unit Cost	Utilization	Unit Cost	Utilization
Generic	4.3%	3.4%	3.0%	2.2%	3.0%	2.4%
Brand	13.5%	-11.4%	13.5%	-4.4%	13.5%	-6.0%
Specialty	16.0%	5.0%	12.0%	6.0%	12.0%	4.0%

Exhibit 2b -- Rx Trend Development - HDHP 2Q

Small Group VT HIC AR42 Rate Filing - Grandfathered Business
For Effective Dates Beginning Between October 1, 2016 - December 31, 2016

Experience Period: November 1, 2014 - October 31, 2015
Member Months: 25,849

Rx Claim Information	Generic	Brand	Specialty	Total
Experience Period Scripts / 1000	7,805	767	88	8,659
Experience Period Allowed Cost per Script	\$20.27	\$192.64	\$2,993.25	\$65.66
Experience Period Allowed PMPM	\$13.18	\$12.31	\$21.89	\$47.38
Experience Period Deductible PMPM	\$5.99	\$4.07	\$1.50	\$11.56
Experience Period Copay PMPM	\$1.10	\$0.66	\$0.06	\$1.82
Experience Period Coinsurance PMPM	\$0.08	\$0.32	\$0.12	\$0.53
Experience Period Cost Sharing PMPM	\$7.17	\$5.05	\$1.69	\$13.91
Experience Period Paid PMPM	\$6.01	\$7.26	\$20.20	\$33.47
Annual Util Trend	1.024	0.944	1.051	1.017
Annual Unit Cost Trend	1.031	1.135	1.123	1.100
Annual Deductible Trend	1.011	1.011	1.011	1.011
Annual Paid Trend	1.104	1.114	1.193	1.161
Months of Trend to Q4 2016*	23	23	23	23
Projected Scripts / 1000 as of Q4 2016	8,161	686	97	8,944
Projected Allowed Cost per Script as of Q4 2016	\$21.49	\$245.56	\$3,741.26	\$78.85
Projected Allowed PMPM as of Q4 2016	\$14.62	\$14.04	\$30.11	\$58.77
Projected Deductible PMPM	\$6.12	\$4.15	\$1.54	\$11.80
Projected Copay PMPM	\$1.15	\$0.59	\$0.07	\$1.81
Projected Coinsurance PMPM	\$0.09	\$0.37	\$0.17	\$0.63
Projected Cost Sharing PMPM as of Q4 2016	\$7.35	\$5.11	\$1.77	\$14.24
Projected Paid PMPM as of Q4 2016	\$7.26	\$8.93	\$28.33	\$44.53

Exhibit 3a -- Claim Projection & Proposed Rate Change
--

Small Group VT HIC AR42 Rate Filing - Grandfathered Business
For Effective Dates Beginning Between July 1, 2016 - September 30, 2016

SG HIC HDHP Projection of Claims and Proposed Rate Change
--

November 1, 2014 - October 31,
Experience Period: 2015
Completed Through: December 31, 2015

Experience Period Member Months	25,849
1) Experience Period Medical Claims PMPM	\$316.68
1a) Claims in Excess of \$100k over Experience Period	\$46.49
1b) Pooling Charge	1.160
2) IBNR Factor	1.020
3) Experience Period Incurred Medical Claims = [1) - 1a)] * 1b) * 2)	\$319.71
4) Annual Medical Trend <i>Includes Paid Leveraging</i>	1.035
5) Months of Trend to Q3 2016*	20
6a) Capitations and Non-FFS Claim Expenses	\$5.03
6b) NY State HCRA Surcharge	0.25%
7) Trended Incurred Medical Claims PMPM as of Q3 2016 = [(3) * 4) ^ (5) / 12] + 6a)] * [1 + 6b)]	\$344.63
8) Experience Period Rx Claims PMPM	\$33.47
8a) Claims in Excess of \$100k over Experience Period	\$4.82
8b) Pooling Charge	1.160
9) Annual Rx Trend <i>Includes Paid Leveraging</i>	1.163
10) Months of Trend to Q3 2016*	20
11) Trended Gross Rx Claims PMPM as of Q3 2016 = [8) - 8a)] * 8b) * 9) ^ (10) / 12]	\$42.74
11a) Impact of Bill H559	\$2.31
11b) Rx Rebates	(\$7.77)
12) Trended Net Rx Claims PMPM as of Q3 2016 = 11) + 11a) + 11b)	\$37.27
13) Total Net Claims PMPM as of Q3 2016 = 7) + 12)	\$381.91
14) Impact of Membership Growth/Decline on Experience Pd Claims	0.995
15) PMPM Taxes/Assessments for Q3 2016 <i>See Exhibit 5</i>	\$0.87
16) % of Paid Claims Taxes/Assessments for Q3 2016 <i>See Exhibit 5</i>	0.999%
17) % of Premium Taxes/Assessments for Q3 2016 <i>See Exhibit 5</i>	3.10%
18) % of Premium Retention Components for Q3 2016 <i>See Exhibit 5</i>	10.25%
19) Impact of Change in Single Conversion Factor for Q3 2016 <i>See Exhibit 4</i>	0.41%
20) Impact of Change in HHS Age Factor for Q3 2016	1.02%
21) Gross Claim Cost for Q3 2016 = [(13) + 15)] * 14) * [1 + 16)] * [1 + 19)] * [1 + 20)] / [(1 - 17) - 18)]	\$450.25
22) Projected Revenue Collected at Q2 2016 Rate Level	\$410.94
23) Q3 2016 Required Rate Action = 21) / 22) - 1	9.6%

Exhibit 3b -- Claim Projection & Proposed Rate Change 2Q

Small Group VT HIC AR42 Rate Filing - Grandfathered Business
For Effective Dates Beginning Between October 1, 2016 - December 31, 2016

SG HIC HDHP Projection of Claims and Proposed Rate Change
--

November 1, 2014 -
Experience Period: October 31, 2015
Completed Through: December 31, 2015

Experience Period Member Months	25,849
1) Experience Period Medical Claims PMPM	\$316.68
1a) Claims in Excess of \$100k over Experience Period	\$46.49
1b) Pooling Charge	1.160
2) IBNR Factor	1.020
3) Experience Period Incurred Medical Claims = [1) - 1a)] * 1b) * 2)	\$319.71
4) Annual Medical Trend <i>Includes Paid Leveraging</i>	1.035
5) Months of Trend to Q4 2016*	23
6a) Capitations and Non-FFS Claim Expenses	\$5.03
6b) NY State HCRA Surcharge	0.25%
7) Trended Incurred Medical Claims PMPM as of Q4 2016 = [[3) * 4) ^ [5) / 12] + 6a)] * [1 + 6b)]	\$347.44
8) Experience Period Rx Claims PMPM	\$33.47
8a) Claims in Excess of \$100k over Experience Period	\$4.82
8b) Pooling Charge	1.160
9) Annual Rx Trend <i>Includes Paid Leveraging</i>	1.161
10) Months of Trend to Q4 2016*	23
11) Trended Gross Rx Claims PMPM as of = [8) - 8a)] * 8b) * 9) ^ [10) / 12]	\$44.23
11a) Impact of Bill H559	\$2.31
11b) Rx Rebates	(\$7.77)
12) Trended Net Rx Claims PMPM as of Q4 2016 = 11) + 11a) + 11b)	\$38.77
13) Total Net Claims PMPM as of Q4 2016 = 7) + 12)	\$386.21
14) Impact of Membership Growth/Decline on Experience Pd Claims	0.995
15) PMPM Taxes/Assessments for Q4 2016 <i>See Exhibit 5</i>	\$0.31
16) % of Paid Claims Taxes/Assessments for Q4 2016 <i>See Exhibit 5</i>	0.999%
17) % of Premium Taxes/Assessments for Q4 2016 <i>See Exhibit 5</i>	2.60%
18) % of Premium Retention Components for Q4 2016 <i>See Exhibit 5</i>	10.25%
19) Impact of Change in Single Conversion Factor for Q4 2016 <i>See Exhibit 4</i>	0.41%
20) Impact of Change in HHS Age Factor for Q4 2016 <i>See Exhibit 4</i>	1.02%
21) Gross Claim Cost for Q4 2016 = [13) + 15)] * 14) * [1 + 16)] * [1 + 19)] * [1 + 20)] / [1 - 17) - 18)]	\$452.06
22) Projected Revenue Collected at Q3 2016 Rate Level	\$450.25
23) Q4 2016 Required Rate Action Relative to Proposed Q3 2016 Rates = 21) / 22) - 1	0.4%

Exhibit 4 -- Conversion Factor and Tier Ratios

Small Group VT HIC AR42 Rate Filing - Grandfathered Business
For Effective Dates Beginning Between July 1, 2016 - December 31, 2016

VT Small Group AR42 Subscriber and Membership Summary -- January 2016 Membership

HDHP Data

Tier	Contract Type	Subscriber Months	Member Months	Avg Contract Size	Load Factor
2	Single	70	70	1.000	1.000
2	Family	40	160	4.000	2.500
3	Single	599	599	1.000	1.000
3	Double	142	284	2.000	2.000
3	Family	205	812	3.961	2.600
4	Single	10	10	1.000	1.000
4	Double	3	6	2.000	2.000
4	Parent/Child(ren)	3	9	3.000	1.900
4	Family	0	0	n/a	2.800

Proposed Conversion Factor	<u><u>1.213</u></u>
Current Conversion Factor	<u><u>1.208</u></u>
% Change in Conversion Factor	<u><u>0.41%</u></u>

Exhibit 5 -- Retention Loads, Taxes/Assessments, and Paid Claim Surcharges

Small Group VT HIC AR42 Rate Filing - Grandfathered Business
For Effective Dates Beginning Between July 1, 2016 - December 31, 2016

% of Premium Retention Components	
	HDHP
General Administrative Load	8.00%
Broker Load	0.00%
Bad Debt	0.25%
Contribution to Reserves	2.00%
Total % of Premium Retention Components	10.25%

% of Premium Taxes and Assessments	
	HDHP
Premium Tax	2.00%
VT Vaccine Pilot	0.50%
ACA Insurer Tax (3Q Renewals)	0.60%
ACA Insurer Tax (4Q Renewals)	0.10%
Total % of Premium Taxes/Assessments (3Q Renewals)	3.10%
Total % of Premium Taxes/Assessments (4Q Renewals)	2.60%

% of Paid Claim Taxes and Assessments	
	HDHP
Vermont Paid Claim Surcharge	0.999%
New York State HCRA Surcharge	0.250%
Total % of Paid Claim Taxes/Assessments	1.249%

PMPM Taxes and Assessments	
Average 3Q Renewal Month:	8.33
Average 4Q Renewal Month:	11.29
Q3 2016 Contract Effective Dates	HDHP
Fed Reinsurance Assessment (2016)	\$2.25
Fed Reinsurance Assessment (2017)	\$0.00
Comparative Eff Research Tax	\$0.18
Total PMPM Taxes/Assessments	\$0.87
Q4 2016 Contract Effective Dates	HDHP
Fed Reinsurance Assessment (2016)	\$2.25
Fed Reinsurance Assessment (2017)	\$0.00
Comparative Eff Research Tax	\$0.18
Total PMPM Taxes/Assessments	\$0.31

Exhibit 6a -- Medical Base Rates (Q3 2016)

Small Group VT HIC AR42 Rate Filing - Grandfathered Business
For Effective Dates Beginning Between July 1, 2016 - September 30, 2016

Coplan	Product Type	Single	Double	Parent/Child	2T Family	3T Family	4T Family	Single Quarterly Change	Double Quarterly Change	Parent/Child Quarterly Change	2T Family Quarterly Change	3T Family Quarterly Change	4T Family Quarterly Change	Single Annual Rate Change
VEHD-01S	HDEPOagg	\$659.76	\$1,319.52	\$1,253.54	\$1,649.40	\$1,715.38	\$1,847.33	9.6%	9.6%	9.6%	9.6%	9.6%	9.6%	9.3%
VEHD-02S	HDEPOagg	\$556.72	\$1,113.44	\$1,057.77	\$1,391.80	\$1,447.47	\$1,558.82	9.6%	9.6%	9.6%	9.6%	9.6%	9.6%	9.3%
VEHD-07S	HDEPOagg	\$593.92	\$1,187.84	\$1,128.45	\$1,484.80	\$1,544.19	\$1,662.98	9.6%	9.6%	9.6%	9.6%	9.6%	9.6%	9.3%
VEHD-08S	HDEPOagg	\$531.69	\$1,063.38	\$1,010.21	\$1,329.23	\$1,382.39	\$1,488.73	9.6%	9.6%	9.6%	9.6%	9.6%	9.6%	9.3%
VEHD-09S	HDEPOagg	\$491.00	\$982.00	\$932.90	\$1,227.50	\$1,276.60	\$1,374.80	9.6%	9.6%	9.6%	9.6%	9.6%	9.6%	9.3%
VEHD-12S	HDEPOagg	\$504.23	\$1,008.46	\$958.04	\$1,260.58	\$1,311.00	\$1,411.84	9.6%	9.6%	9.6%	9.6%	9.6%	9.6%	9.3%
VEHD-14S	HDEPOagg	\$524.15	\$1,048.30	\$995.89	\$1,310.38	\$1,362.79	\$1,467.62	9.6%	9.6%	9.6%	9.6%	9.6%	9.6%	9.3%
VEHD-15S	HDEPOagg	\$484.08	\$968.16	\$919.75	\$1,210.20	\$1,258.61	\$1,355.42	9.6%	9.6%	9.6%	9.6%	9.6%	9.6%	9.3%
VEHD-17S	HDEPOagg	\$510.57	\$1,021.14	\$970.08	\$1,276.43	\$1,327.48	\$1,429.60	9.6%	9.6%	9.6%	9.6%	9.6%	9.6%	9.3%
VEHD-19	HDEPO	\$466.85	\$933.70	\$887.02	\$1,167.13	\$1,213.81	\$1,307.18	9.6%	9.6%	9.6%	9.6%	9.6%	9.6%	9.3%
VEHD-49	HDEPO	\$586.86	\$1,173.72	\$1,115.03	\$1,467.15	\$1,525.84	\$1,643.21	9.6%	9.6%	9.6%	9.6%	9.6%	9.6%	9.3%
VPHD-03S	HDEPOagg	\$469.08	\$938.15	\$891.24	\$1,172.69	\$1,219.60	\$1,313.41	14.5%	14.5%	14.5%	14.5%	14.5%	14.5%	14.1%
VPHD-04S	HDEPOagg	\$640.62	\$1,281.24	\$1,217.18	\$1,601.55	\$1,665.61	\$1,793.74	9.6%	9.6%	9.6%	9.6%	9.6%	9.6%	9.3%
VPHD-06S	HDEPOagg	\$522.76	\$1,045.52	\$993.24	\$1,306.90	\$1,359.18	\$1,463.73	9.6%	9.6%	9.6%	9.6%	9.6%	9.6%	9.3%

Exhibit 6a -- Medical Base Rates (Q4 2016)

Small Group VT HIC AR42 Rate Filing - Grandfathered Business
For Effective Dates Beginning Between October 1, 2016 - December 31, 2016

Coplan	Product Type	Single	Double	Parent/Child	2T Family	3T Family	4T Family	Single Quarterly Change	Double Quarterly Change	Parent/Child Quarterly Change	2T Family Quarterly Change	3T Family Quarterly Change	4T Family Quarterly Change	Single Rate Annual Change
VEHD-01S	HDEPOagg	\$662.42	\$1,324.84	\$1,258.60	\$1,656.05	\$1,722.29	\$1,854.78	0.4%	0.4%	0.4%	0.4%	0.4%	0.4%	7.9%
VEHD-02S	HDEPOagg	\$558.96	\$1,117.92	\$1,062.02	\$1,397.40	\$1,453.30	\$1,565.09	0.4%	0.4%	0.4%	0.4%	0.4%	0.4%	7.9%
VEHD-07S	HDEPOagg	\$596.31	\$1,192.62	\$1,132.99	\$1,490.78	\$1,550.41	\$1,669.67	0.4%	0.4%	0.4%	0.4%	0.4%	0.4%	7.9%
VEHD-08S	HDEPOagg	\$533.83	\$1,067.66	\$1,014.28	\$1,334.58	\$1,387.96	\$1,494.72	0.4%	0.4%	0.4%	0.4%	0.4%	0.4%	7.9%
VEHD-09S	HDEPOagg	\$492.98	\$985.96	\$936.66	\$1,232.45	\$1,281.75	\$1,380.34	0.4%	0.4%	0.4%	0.4%	0.4%	0.4%	7.9%
VEHD-12S	HDEPOagg	\$506.26	\$1,012.52	\$961.89	\$1,265.65	\$1,316.28	\$1,417.53	0.4%	0.4%	0.4%	0.4%	0.4%	0.4%	7.9%
VEHD-14S	HDEPOagg	\$526.26	\$1,052.52	\$999.89	\$1,315.65	\$1,368.28	\$1,473.53	0.4%	0.4%	0.4%	0.4%	0.4%	0.4%	7.9%
VEHD-15S	HDEPOagg	\$486.03	\$972.06	\$923.46	\$1,215.08	\$1,263.68	\$1,360.88	0.4%	0.4%	0.4%	0.4%	0.4%	0.4%	7.9%
VEHD-17S	HDEPOagg	\$512.63	\$1,025.26	\$974.00	\$1,281.58	\$1,332.84	\$1,435.36	0.4%	0.4%	0.4%	0.4%	0.4%	0.4%	7.9%
VEHD-19	HDEPO	\$468.73	\$937.46	\$890.59	\$1,171.83	\$1,218.70	\$1,312.44	0.4%	0.4%	0.4%	0.4%	0.4%	0.4%	7.9%
VEHD-49	HDEPO	\$589.22	\$1,178.44	\$1,119.52	\$1,473.05	\$1,531.97	\$1,649.82	0.4%	0.4%	0.4%	0.4%	0.4%	0.4%	7.9%
VPHD-03S	HDEPOagg	\$470.96	\$941.92	\$894.82	\$1,177.40	\$1,224.50	\$1,318.69	0.4%	0.4%	0.4%	0.4%	0.4%	0.4%	12.7%
VPHD-04S	HDEPOagg	\$643.20	\$1,286.40	\$1,222.08	\$1,608.00	\$1,672.32	\$1,800.96	0.4%	0.4%	0.4%	0.4%	0.4%	0.4%	7.9%
VPHD-06S	HDEPOagg	\$524.87	\$1,049.74	\$997.25	\$1,312.18	\$1,364.66	\$1,469.64	0.4%	0.4%	0.4%	0.4%	0.4%	0.4%	7.9%

Exhibit 6b -- Medical Riders (Q3 2016)

Small Group VT HIC AR42 Rate Filing - Grandfathered Business
 For Effective Dates Beginning Between July 1, 2016 - September 30, 2016

Rider	Description	Product Type	Single	Double	Parent/Child	2T Family	3T Family	4T Family	Single Quarterly Change	Double Quarterly Change	Parent/Child Quarterly Change	2T Family Quarterly Change	3T Family Quarterly Change	4T Family Quarterly Change	Single Rate Annual Change
VEHD 312b	Exam & Hardware, attaches to \$1500 INN Ded	HDEPO	\$4.62	\$9.24	\$8.78	\$11.55	\$12.01	\$12.94	9.5%	9.5%	9.5%	9.5%	9.5%	9.5%	9.0%
VEHD 312c	Exam & Hardware, attaches to \$2000 INN Ded	HDEPO	\$3.83	\$7.66	\$7.28	\$9.58	\$9.96	\$10.72	9.4%	9.4%	9.5%	9.5%	9.5%	9.4%	9.1%
VEHD 312d	Exam & Hardware, attaches to \$2500 INN Ded	HDEPO	\$3.23	\$6.46	\$6.14	\$8.08	\$8.40	\$9.04	9.5%	9.5%	9.4%	9.5%	9.5%	9.4%	9.1%
VEHD 312g	Exam & Hardware, attaches to \$5000 INN Ded	HDEPO	\$1.71	\$3.42	\$3.25	\$4.28	\$4.45	\$4.79	9.6%	9.6%	9.8%	9.7%	9.6%	9.6%	9.6%
VPHD 312b	Exam & Hardware, attaches to \$1500 INN Ded	HDPPPO	\$4.62	\$9.24	\$8.78	\$11.55	\$12.01	\$12.94	9.5%	9.5%	9.5%	9.5%	9.5%	9.5%	9.0%
VPHD 312d	Exam & Hardware, attaches to \$2500 INN Ded	HDPPPO	\$3.23	\$6.46	\$6.14	\$8.08	\$8.40	\$9.04	9.5%	9.5%	9.4%	9.5%	9.5%	9.4%	9.1%
VPHD 312g	Exam & Hardware, attaches to \$5000 INN Ded	HDPPPO	\$1.71	\$3.42	\$3.25	\$4.28	\$4.45	\$4.79	9.6%	9.6%	9.8%	9.7%	9.6%	9.6%	9.6%
VHD306	60 Visits Outpatient Physical/Speech/Occupational Therapy (In/Out Of Network Cc)	HDHP	\$6.64	\$13.28	\$12.62	\$16.60	\$17.26	\$18.59	9.6%	9.6%	9.6%	9.6%	9.5%	9.5%	9.2%
VHD307	Exclusion For Elective Abortions	HDHP	(\$0.22)	(\$0.44)	(\$0.42)	(\$0.55)	(\$0.57)	(\$0.62)	10.0%	10.0%	10.5%	10.0%	9.6%	10.7%	4.8%
VHD700	Domestic Partners (Same And Opp Sex)	HDHP	\$0.00	\$0.00	\$0.00	\$0.00	\$0.00	\$0.00	N/A	N/A	N/A	N/A	N/A	N/A	N/A
VHD702	Domestic Partners (Same And Opp Sex)	HDHP	\$0.00	\$0.00	\$0.00	\$0.00	\$0.00	\$0.00	N/A	N/A	N/A	N/A	N/A	N/A	N/A
VHD510-a	Safe Harbor preventative Rx list for qualified HDHP's (VEHD-01)	HDHP	\$3.25	\$6.50	\$6.18	\$8.13	\$8.45	\$9.10	9.4%	9.4%	9.6%	9.4%	9.5%	9.4%	9.1%
VHD510-b	Safe Harbor preventative Rx list for qualified HDHP's (VEHD-02)	HDHP	\$6.33	\$12.66	\$12.03	\$15.83	\$16.46	\$17.72	9.5%	9.5%	9.6%	9.6%	9.5%	9.5%	9.3%
VHD510-c	Safe Harbor preventative Rx list for qualified HDHP's (VPHD-03)	HDHP	\$6.79	\$13.58	\$12.90	\$16.98	\$17.65	\$19.01	9.5%	9.5%	9.5%	9.5%	9.5%	9.5%	9.2%
VHD510-d	Safe Harbor preventative Rx list for qualified HDHP's (VPHD-04)	HDHP	\$3.07	\$6.14	\$5.83	\$7.68	\$7.98	\$8.60	9.6%	9.6%	9.6%	9.7%	9.6%	9.7%	9.6%
VHD510-f	Safe Harbor preventative Rx list for qualified HDHP's (VPHD-06)	HDHP	\$4.38	\$8.76	\$8.32	\$10.95	\$11.39	\$12.26	9.5%	9.5%	9.5%	9.5%	9.5%	9.5%	9.2%
VHD510-g	Safe Harbor preventative Rx list for qualified HDHP's (VEHD-07)	HDHP	\$2.83	\$5.66	\$5.38	\$7.08	\$7.36	\$7.92	9.7%	9.7%	9.8%	9.8%	9.7%	9.7%	9.3%
VHD510-h	Safe Harbor preventative Rx list for qualified HDHP's (VEHD-08)	HDHP	\$4.23	\$8.46	\$8.04	\$10.58	\$11.00	\$11.84	9.6%	9.6%	9.7%	9.6%	9.6%	9.5%	9.3%
VHD510-i	Safe Harbor preventative Rx list for qualified HDHP's (VEHD-09)	HDHP	\$4.04	\$8.08	\$7.68	\$10.10	\$10.50	\$11.31	9.5%	9.5%	9.6%	9.4%	9.5%	9.5%	9.2%
VHD510-l	Safe Harbor preventative Rx list for qualified HDHP's (VEHD-12)	HDHP	\$4.22	\$8.44	\$8.02	\$10.55	\$10.97	\$11.82	9.6%	9.6%	9.6%	9.6%	9.6%	9.6%	9.3%
VHD510-n	Safe Harbor preventative Rx list for qualified HDHP's (VEHD-14)	HDHP	\$3.22	\$6.44	\$6.12	\$8.05	\$8.37	\$9.02	9.5%	9.5%	9.5%	9.5%	9.6%	9.6%	9.2%
VHD510-o	Safe Harbor preventative Rx list for qualified HDHP's (VEHD-15)	HDHP	\$3.83	\$7.66	\$7.28	\$9.58	\$9.96	\$10.72	9.4%	9.4%	9.5%	9.5%	9.5%	9.4%	9.1%
VHD510-q	Safe Harbor preventative Rx list for qualified HDHP's (VEHD-17)	HDHP	\$4.35	\$8.70	\$8.27	\$10.88	\$11.31	\$12.18	9.6%	9.6%	9.7%	9.6%	9.6%	9.5%	9.3%
VHD510-s	Safe Harbor preventative Rx list for qualified HDHP's (VEHD-19)	HDHP	\$6.31	\$12.62	\$11.99	\$15.78	\$16.41	\$17.67	9.5%	9.5%	9.6%	9.6%	9.5%	9.5%	9.4%
VHD510-aj	Safe Harbor preventative Rx list for qualified HDHP's (VEHD-49)	HDHP	\$7.05	\$14.10	\$13.40	\$17.63	\$18.33	\$19.74	9.6%	9.6%	9.7%	9.6%	9.6%	9.7%	9.3%
VHD316	Disposable Medical Supplies	HDHP	\$0.94	\$1.88	\$1.79	\$2.35	\$2.44	\$2.63	9.3%	9.3%	9.8%	9.3%	8.9%	9.1%	8.0%
VHDC317	Changes Contract Yr To Calendar Year	HDHP	\$0.00	\$0.00	\$0.00	\$0.00	\$0.00	\$0.00	N/A	N/A	N/A	N/A	N/A	N/A	N/A
VHDC343	Gym Membership Reimbursement - \$300 Maximum per Subscriber	HDHP	\$3.83	\$7.66	\$7.28	\$9.58	\$9.96	\$10.72	0.0%	0.0%	0.0%	0.0%	0.0%	0.0%	0.0%
VHDC344	Youth Sports Reimbursement - \$300 Maximum per Subscriber	HDHP	\$0.98	\$1.96	\$1.86	\$2.45	\$2.55	\$2.74	0.0%	0.0%	0.0%	0.0%	0.0%	0.0%	0.0%
VHDC345	Weight Loss Program Reimbursement - \$100 Maximum per Subscriber	HDHP	\$0.31	\$0.62	\$0.59	\$0.78	\$0.81	\$0.87	0.0%	0.0%	0.0%	0.0%	0.0%	0.0%	0.0%

Exhibit 6b -- Medical Riders (Q4 2016)

Small Group VT HIC AR42 Rate Filing - Grandfathered Business
 For Effective Dates Beginning Between October 1, 2016 - December 31, 2016

Rider	Description	Product Type	Single	Double	Parent/Child	2T Family	3T Family	4T Family	Single Quarterly Change	Double Quarterly Change	Parent/Child Quarterly Change	2T Family Quarterly Change	3T Family Quarterly Change	4T Family Quarterly Change	Single Rate Annual Change
VEHD 312b	Exam & Hardware, attaches to \$1500 INN Ded	HDEPO	\$4.64	\$9.28	\$8.82	\$11.60	\$12.06	\$12.99	0.4%	0.4%	0.5%	0.4%	0.4%	0.4%	7.7%
VEHD 312c	Exam & Hardware, attaches to \$2000 INN Ded	HDEPO	\$3.85	\$7.70	\$7.32	\$9.63	\$10.01	\$10.78	0.5%	0.5%	0.5%	0.5%	0.5%	0.6%	7.8%
VEHD 312d	Exam & Hardware, attaches to \$2500 INN Ded	HDEPO	\$3.24	\$6.48	\$6.16	\$8.10	\$8.42	\$9.07	0.3%	0.3%	0.3%	0.2%	0.2%	0.3%	7.6%
VEHD 312g	Exam & Hardware, attaches to \$5000 INN Ded	HDEPO	\$1.72	\$3.44	\$3.27	\$4.30	\$4.47	\$4.82	0.6%	0.6%	0.6%	0.5%	0.4%	0.6%	8.2%
VPHD 312b	Exam & Hardware, attaches to \$1500 INN Ded	HDPPPO	\$4.64	\$9.28	\$8.82	\$11.60	\$12.06	\$12.99	0.4%	0.4%	0.5%	0.4%	0.4%	0.4%	7.7%
VPHD 312d	Exam & Hardware, attaches to \$2500 INN Ded	HDPPPO	\$3.24	\$6.48	\$6.16	\$8.10	\$8.42	\$9.07	0.3%	0.3%	0.3%	0.2%	0.2%	0.3%	7.6%
VPHD 312g	Exam & Hardware, attaches to \$5000 INN Ded	HDPPPO	\$1.72	\$3.44	\$3.27	\$4.30	\$4.47	\$4.82	0.6%	0.6%	0.6%	0.5%	0.4%	0.6%	8.2%
VHD306	60 Visits Outpatient Physical/Speech/Occupational Therapy (In/Out Of Network C	HDHP	\$6.67	\$13.34	\$12.67	\$16.68	\$17.34	\$18.68	0.5%	0.5%	0.4%	0.5%	0.5%	0.5%	7.9%
VHD307	Exclusion For Elective Abortions	HDHP	(\$0.22)	(\$0.44)	(\$0.42)	(\$0.55)	(\$0.57)	(\$0.62)	0.0%	0.0%	0.0%	0.0%	0.0%	0.0%	4.8%
VHD700	Domestic Partners (Same And Opp Sex)	HDHP	\$0.00	\$0.00	\$0.00	\$0.00	\$0.00	\$0.00	N/A	N/A	N/A	N/A	N/A	N/A	N/A
VHD702	Domestic Partners (Same And Opp Sex)	HDHP	\$0.00	\$0.00	\$0.00	\$0.00	\$0.00	\$0.00	N/A	N/A	N/A	N/A	N/A	N/A	N/A
VHD510-a	Safe Harbor preventative Rx list for qualified HDHP's (VEHD-01)	HDHP	\$3.26	\$6.52	\$6.19	\$8.15	\$8.48	\$9.13	0.3%	0.3%	0.2%	0.2%	0.4%	0.3%	7.6%
VHD510-b	Safe Harbor preventative Rx list for qualified HDHP's (VEHD-02)	HDHP	\$6.36	\$12.72	\$12.08	\$15.90	\$16.54	\$17.81	0.5%	0.5%	0.4%	0.4%	0.5%	0.5%	8.0%
VHD510-c	Safe Harbor preventative Rx list for qualified HDHP's (VPHD-03)	HDHP	\$6.82	\$13.64	\$12.96	\$17.05	\$17.73	\$19.10	0.4%	0.4%	0.5%	0.4%	0.5%	0.5%	7.7%
VHD510-d	Safe Harbor preventative Rx list for qualified HDHP's (VPHD-04)	HDHP	\$3.08	\$6.16	\$5.85	\$7.70	\$8.01	\$8.62	0.3%	0.3%	0.3%	0.3%	0.4%	0.2%	8.1%
VHD510-f	Safe Harbor preventative Rx list for qualified HDHP's (VPHD-06)	HDHP	\$4.40	\$8.80	\$8.36	\$11.00	\$11.44	\$12.32	0.5%	0.5%	0.5%	0.5%	0.4%	0.5%	7.8%
VHD510-g	Safe Harbor preventative Rx list for qualified HDHP's (VEHD-07)	HDHP	\$2.84	\$5.68	\$5.40	\$7.10	\$7.38	\$7.95	0.4%	0.4%	0.4%	0.3%	0.3%	0.4%	8.0%
VHD510-h	Safe Harbor preventative Rx list for qualified HDHP's (VEHD-08)	HDHP	\$4.25	\$8.50	\$8.08	\$10.63	\$11.05	\$11.90	0.5%	0.5%	0.5%	0.5%	0.5%	0.5%	7.9%
VHD510-i	Safe Harbor preventative Rx list for qualified HDHP's (VEHD-09)	HDHP	\$4.06	\$8.12	\$7.71	\$10.15	\$10.56	\$11.37	0.5%	0.5%	0.4%	0.5%	0.6%	0.5%	8.0%
VHD510-l	Safe Harbor preventative Rx list for qualified HDHP's (VEHD-12)	HDHP	\$4.24	\$8.48	\$8.06	\$10.60	\$11.02	\$11.87	0.5%	0.5%	0.5%	0.5%	0.5%	0.4%	7.9%
VHD510-n	Safe Harbor preventative Rx list for qualified HDHP's (VEHD-14)	HDHP	\$3.23	\$6.46	\$6.14	\$8.08	\$8.40	\$9.04	0.3%	0.3%	0.3%	0.4%	0.4%	0.2%	7.7%
VHD510-o	Safe Harbor preventative Rx list for qualified HDHP's (VEHD-15)	HDHP	\$3.85	\$7.70	\$7.32	\$9.63	\$10.01	\$10.78	0.5%	0.5%	0.5%	0.5%	0.6%	0.6%	7.8%
VHD510-q	Safe Harbor preventative Rx list for qualified HDHP's (VEHD-17)	HDHP	\$4.37	\$8.74	\$8.30	\$10.93	\$11.36	\$12.24	0.5%	0.5%	0.4%	0.5%	0.4%	0.5%	7.9%
VHD510-s	Safe Harbor preventative Rx list for qualified HDHP's (VEHD-19)	HDHP	\$6.34	\$12.68	\$12.05	\$15.85	\$16.48	\$17.75	0.5%	0.5%	0.5%	0.4%	0.4%	0.5%	8.0%
VHD510-aj	Safe Harbor preventative Rx list for qualified HDHP's (VEHD-49)	HDHP	\$7.08	\$14.16	\$13.45	\$17.70	\$18.41	\$19.82	0.4%	0.4%	0.4%	0.4%	0.4%	0.4%	7.9%
VHD316	Disposable Medical Supplies	HDHP	\$0.94	\$1.88	\$1.79	\$2.35	\$2.44	\$2.63	0.0%	0.0%	0.0%	0.0%	0.0%	0.0%	6.8%
VHDC317	Changes Contract Yr To Calendar Year	HDHP	\$0.00	\$0.00	\$0.00	\$0.00	\$0.00	\$0.00	N/A	N/A	N/A	N/A	N/A	N/A	N/A
VHDC343	Gym Membership Reimbursement - \$300 Maximum per Subscriber	HDHP	\$3.83	\$7.66	\$7.28	\$9.58	\$9.96	\$10.72	0.0%	0.0%	0.0%	0.0%	0.0%	0.0%	0.0%
VHDC344	Youth Sports Reimbursement - \$300 Maximum per Subscriber	HDHP	\$0.98	\$1.96	\$1.86	\$2.45	\$2.55	\$2.74	0.0%	0.0%	0.0%	0.0%	0.0%	0.0%	0.0%
VHDC345	Weight Loss Program Reimbursement - \$100 Maximum per Subscriber	HDHP	\$0.31	\$0.62	\$0.59	\$0.78	\$0.81	\$0.87	0.0%	0.0%	0.0%	0.0%	0.0%	0.0%	0.0%